

Forms 990 / 990-EZ Return Summary

For calendar year 2015, or tax year beginning **07/01/15** , and ending **06/30/16**

85-6018576

NEW MEXICO CHRISTIAN CHILDRENS HOME

Net Asset / Fund Balance at Beginning of Year		<u>20,440,205</u>
Revenue		
Contributions	<u>3,575,071</u>	
Program service revenue	<u>50,378</u>	
Investment income	<u>516,838</u>	
Capital gain / loss	<u>-7,561</u>	
Fundraising / Gaming:		
Gross revenue	<u>16,500</u>	
Direct expenses	<u>15,949</u>	
Net income	<u>551</u>	
Other income	<u>406,846</u>	
Total revenue		<u>4,542,123</u>
Expenses		
Program services	<u>2,780,289</u>	
Management and general	<u>283,213</u>	
Fundraising	<u>248,535</u>	
Total expenses		<u>3,312,037</u>
Excess / (deficit)		<u>1,230,086</u>
Changes		<u>-756,092</u>
Net Asset / Fund Balance at End of Year		<u><u>20,914,199</u></u>

Reconciliation of Revenue	
Total revenue per financial statements	<u>3,785,984</u>
Less:	
Unrealized gains	<u>-650,774</u>
Donated services	<u> </u>
Recoveries	<u> </u>
Other	<u>-105,318</u>
Plus:	
Investment expenses	<u> </u>
Other	<u>47</u>
Total revenue per return	<u><u>4,542,123</u></u>

Reconciliation of Expenses	
Total expenses per financial statements	<u>3,311,990</u>
Less:	
Donated services	<u> </u>
Prior year adjustments	<u> </u>
Losses	<u> </u>
Other	<u> </u>
Plus:	
Investment expenses	<u> </u>
Other	<u>47</u>
Total expenses per return	<u><u>3,312,037</u></u>

Balance Sheet			
	Beginning	Ending	Differences
Assets	<u>21,001,673</u>	<u>21,140,770</u>	
Liabilities	<u>561,468</u>	<u>226,571</u>	
Net assets	<u><u>20,440,205</u></u>	<u><u>20,914,199</u></u>	<u><u>473,994</u></u>

Miscellaneous Information

Amended return _____
Return / extended due date 05/15/17
Failure to file penalty _____

Form 990-T Return Summary

For calendar year 2015, or tax year beginning **07/01/15** , and ending **06/30/16**

85-6018576

NEW MEXICO CHRISTIAN CHILDRENS HOME

Income

Gross profit		
Capital gain / loss		
Unrelated debt-financed income		
All other income	74,501	
Total income		74,501

Deductions

Officer compensation		
Salaries		
All other deductions		
Net operating loss		
Specific deduction	1,000	
Total deductions		1,000

Unrelated business taxable income

73,501

Taxes / Credits / Payments

Regular tax	13,375	
Proxy tax		
Alternative minimum tax		
Tax		13,375

Foreign tax credit

Other credits

General business credits

Prior year minimum tax credit

Total nonrefundable credits

Other taxes

Total tax

13,375

Estimated tax payments

5,700

Paid with extension

9,734

Tax withheld

Other credits / payments

Estimated tax penalty

5

Overpayment applied to next year's tax

2,054

Payments / penalty / application

13,375

Net tax due

0

Additions to Tax

Interest on late payments

Failure to file penalty

Failure to pay penalty

Total additions

Balance due

Refund

Next Year's Estimates

1st quarter		
2nd quarter		
3rd quarter		
4th quarter	11,326	
Total	11,326	

Miscellaneous Information

Amended return

Return / extended due date **05/15/17**

**RPC CPAs + Consultants, LLP
PO Drawer 1448
Clovis, NM 88102-1448
575-769-2841**

May 9, 2017

CONFIDENTIAL

NEW MEXICO CHRISTIAN CHILDRENS HOME
1356 NM 236
PORTALES, NM 88130

Dear Board of Directors:

We have prepared the following returns from information provided by you without verification or audit.

Return of Organization Exempt From Income Tax (Form 990)
Exempt Organization Business Income Tax Return (Form 990-T)

We suggest that you examine these returns carefully to fully acquaint yourself with all items contained therein to ensure that there are no omissions or misstatements.

Federal Filing Instructions

None is required. Your Form 990 for the year ended 6/30/16 shows no balance due.

You are using a Personal Identification Number (PIN) for signing your return electronically. Sign the IRS e-file Authorization and mail it as soon as possible to:

RPC CPAs + Consultants, LLP
PO Drawer 1448
Clovis, NM 88102-1448

Initial and date the copies of the IRS e-file Signature Authorization and the Form 990. Retain them for your records. If previously signed and returned no further action is required for Form 8879-EO.

Your return is being filed electronically with the IRS and is not required to be mailed. Mailing a paper copy of your return to the IRS will delay the processing of your return.

Your Form 990-T for the tax year ended 6/30/16 shows a total overpayment of \$2,054, all of which is to be credited to your estimated tax liability for the coming year. The return should be signed and dated on Page 2 by an officer representing the organization. Mail the return AS SOON AS POSSIBLE to:

Department of the Treasury
Internal Revenue Service Center
Ogden, UT 84201-0027

If a private delivery service is used, mail to:

OSPC
1973 Rulon White Blvd.
Ogden, UT 84201-1000

Your required 2017 Form 990-T estimated tax payments are as follows:

Due Date	Remittance
10/17/16	\$0
12/15/16	\$0
3/15/17	\$0
6/15/17	\$11,326

Each payment should be made by a method of Electronic Funds Transfer (EFT). If using the ACH Debit Remittance Method, contact the EFTPS Financial Agent of the United States Treasury and direct the Agent to initiate a withdrawal from your account. If using the ACH Credit Remittance Method, contact your financial institution to initiate each tax payment.

Reminders for estimated federal tax installments will not be sent to you. Therefore, you should establish your own reminder system for making timely deposits.

Also enclosed is any material you furnished for use in preparing the returns. If the returns are examined, requests may be made for supporting documentation. Therefore, we recommend that you retain all pertinent records for at least seven years.

We recommend that you use certified mail with postmarked receipts for proof of timely filing.

In order that we may properly advise you of tax considerations, please keep us informed of any significant changes in your financial affairs or of any correspondence received from taxing authorities.

If you have any questions, or if we can be of assistance in any way, please call.

Sincerely,

RPC CPAs + Consultants, LLP

Form **8879-EO**

IRS e-file Signature Authorization for an Exempt Organization

OMB No. 1545-1878

For calendar year 2015, or fiscal year beginning 7/01, 2015, and ending 6/30, 20 16

Department of the Treasury
Internal Revenue Service

u Do not send to the IRS. Keep for your records.
u Information about Form 8879-EO and its instructions is at www.irs.gov/form8879eo.

2015

Name of exempt organization

NEW MEXICO CHRISTIAN CHILDRENS HOME

Employer identification number

85-6018576

Name and title of officer

**ROD SELF
EXECUTIVE DIRECTOR**

Part I Type of Return and Return Information (Whole Dollars Only)

Check the box for the return for which you are using this Form 8879-EO and enter the applicable amount, if any, from the return. If you check the box on line **1a**, **2a**, **3a**, **4a**, or **5a**, below, and the amount on that line for the return being filed with this form was blank, then leave line **1b**, **2b**, **3b**, **4b**, or **5b**, whichever is applicable, blank (do not enter -0-). But, if you entered -0- on the return, then enter -0- on the applicable line below. **Do not** complete more than 1 line in Part I.

1a Form 990 check here	<input checked="" type="checkbox"/>	b Total revenue , if any (Form 990, Part VIII, column (A), line 12)	1b	4,542,123
2a Form 990-EZ check here	<input type="checkbox"/>	b Total revenue , if any (Form 990-EZ, line 9)	2b	
3a Form 1120-POL check here	<input type="checkbox"/>	b Total tax (Form 1120-POL, line 22)	3b	
4a Form 990-PF check here	<input type="checkbox"/>	b Tax based on investment income (Form 990-PF, Part VI, line 5)	4b	
5a Form 8868 check here	<input type="checkbox"/>	b Balance Due (Form 8868, Part I, line 3c or Part II, line 8c)	5b	

Part II Declaration and Signature Authorization of Officer

Under penalties of perjury, I declare that I am an officer of the above organization and that I have examined a copy of the organization's 2015 electronic return and accompanying schedules and statements and to the best of my knowledge and belief, they are true, correct, and complete. I further declare that the amount in Part I above is the amount shown on the copy of the organization's electronic return. I consent to allow my intermediate service provider, transmitter, or electronic return originator (ERO) to send the organization's return to the IRS and to receive from the IRS (a) an acknowledgement of receipt or reason for rejection of the transmission, (b) the reason for any delay in processing the return or refund, and (c) the date of any refund. If applicable, I authorize the U.S. Treasury and its designated Financial Agent to initiate an electronic funds withdrawal (direct debit) entry to the financial institution account indicated in the tax preparation software for payment of the organization's federal taxes owed on this return, and the financial institution to debit the entry to this account. To revoke a payment, I must contact the U.S. Treasury Financial Agent at 1-888-353-4537 no later than 2 business days prior to the payment (settlement) date. I also authorize the financial institutions involved in the processing of the electronic payment of taxes to receive confidential information necessary to answer inquiries and resolve issues related to the payment. I have selected a personal identification number (PIN) as my signature for the organization's electronic return and, if applicable, the organization's consent to electronic funds withdrawal.

Officer's PIN: check one box only

I authorize **RPC CPAS + CONSULTANTS, LLP** to enter my PIN **11111** as my signature
ERO firm name Enter five numbers, but do not enter all zeros

on the organization's tax year 2015 electronically filed return. If I have indicated within this return that a copy of the return is being filed with a state agency(ies) regulating charities as part of the IRS Fed/State program, I also authorize the aforementioned ERO to enter my PIN on the return's disclosure consent screen.

As an officer of the organization, I will enter my PIN as my signature on the organization's tax year 2015 electronically filed return. If I have indicated within this return that a copy of the return is being filed with a state agency(ies) regulating charities as part of the IRS Fed/State program, I will enter my PIN on the return's disclosure consent screen.

Officer's signature }

Date } **04/28/16**

Part III Certification and Authentication

ERO's EFIN/PIN. Enter your six-digit electronic filing identification number (EFIN) followed by your five-digit self-selected PIN.

85032933333

do not enter all zeros

I certify that the above numeric entry is my PIN, which is my signature on the 2015 electronically filed return for the organization indicated above. I confirm that I am submitting this return in accordance with the requirements of **Pub. 4163**, Modernized e-File (MeF) Information for Authorized IRS e-file Providers for Business Returns.

ERO's signature } **MICHELE KIRKLAND**

Date } **04/28/16**

**ERO Must Retain This Form—See Instructions
Do Not Submit This Form To the IRS Unless Requested To Do So**

For Paperwork Reduction Act Notice, see back of form.

Form **8879-EO** (2015)

Form 990	Two Year Comparison Report	2014 & 2015
For calendar year 2015, or tax year beginning 07/01/15 , ending 06/30/16		

Name

Taxpayer Identification Number

NEW MEXICO CHRISTIAN CHILDRENS HOME**85-6018576**

		2014	2015	Differences
Revenue	1. Contributions, gifts, grants	3,688,319	3,575,071	-113,248
	2. Membership dues and assessments			
	3. Government contributions and grants			
	4. Program service revenue	90,441	50,378	-40,063
	5. Investment income	738,890	516,838	-222,052
	6. Proceeds from tax exempt bonds			
	7. Net gain or (loss) from sale of assets other than inventory	-158,954	-7,561	151,393
	8. Net income or (loss) from fundraising events	1,685	551	-1,134
	9. Net income or (loss) from gaming			
	10. Net gain or (loss) on sales of inventory	24,126	-37,731	-61,857
	11. Other revenue	76,033	444,577	368,544
	12. Total revenue. Add lines 1 through 11	4,460,540	4,542,123	81,583
Expenses	13. Grants and similar amounts paid	25,800	24,854	-946
	14. Benefits paid to or for members			
	15. Compensation of officers, directors, trustees, etc.	76,351	80,318	3,967
	16. Salaries, other compensation, and employee benefits	1,568,628	1,488,470	-80,158
	17. Professional fundraising fees			
	18. Other professional fees	104,654	94,167	-10,487
	19. Occupancy, rent, utilities, and maintenance	275,148	338,454	63,306
	20. Depreciation and Depletion	241,650	223,291	-18,359
	21. Other expenses	1,320,012	1,062,483	-257,529
	22. Total expenses. Add lines 13 through 21	3,612,243	3,312,037	-300,206
	23. Excess or (Deficit). Subtract line 22 from line 12	848,297	1,230,086	381,789
Other Information	24. Total exempt revenue	4,460,540	4,542,123	81,583
	25. Total unrelated revenue	38,944	74,501	35,557
	26. Total excludable revenue	731,592	892,000	160,408
	27. Total assets	21,001,673	21,140,770	139,097
	28. Total liabilities	561,468	226,571	-334,897
	29. Retained earnings	20,440,205	20,914,199	473,994
	30. Number of voting members of governing body	16	17	
	31. Number of independent voting members of governing body	16	17	
	32. Number of employees	53	54	
	33. Number of volunteers	0	90	

Form **990**

Department of the Treasury
Internal Revenue Service

Return of Organization Exempt From Income Tax
Under section 501(c), 527, or 4947(a)(1) of the Internal Revenue Code (except private foundations)

Do not enter social security numbers on this form as it may be made public.
Information about Form 990 and its instructions is at www.irs.gov/form990.

OMB No. 1545-0047

2015
Open to Public Inspection

A For the 2015 calendar year, or tax year beginning 07/01/15, and ending 06/30/16

- B** Check if applicable:
- Address change
 - Name change
 - Initial return
 - Final return/terminated
 - Amended return
 - Application pending

C Name of organization
NEW MEXICO CHRISTIAN CHILDRENS HOME

Doing business as

Number and street (or P.O. box if mail is not delivered to street address) Room/suite
1356 NM 236

City or town, state or province, country, and ZIP or foreign postal code
PORTALES NM 88130

D Employer identification number
85-6018576

E Telephone number
575-356-5372

G Gross receipts \$ **5,931,954**

F Name and address of principal officer:
ROD SELF
1356 NM 236
PORTALES NM 88130

H(a) Is this a group return for subordinates? Yes No

H(b) Are all subordinates included? Yes No
If "No," attach a list. (see instructions)

I Tax-exempt status: 501(c)(3) 501(c) () t (insert no.) 4947(a)(1) or 527

J Website: **WWW.NMCCH.ORG** **H(c)** Group exemption number **u**

K Form of organization: Corporation Trust Association Other **u**

L Year of formation: **1963** **M** State of legal domicile: **NM**

Part I Summary

Activities & Governance	1 Briefly describe the organization's mission or most significant activities: TO TRANSFORM EACH CHILD WE SERVE INTO A CHRISTIAN CHAMPION WHO IS A RESPECTED, RESPONSIBLE CITIZEN THROUGH SERVICES PROVIDED BY A DEDICATED PROFESSIONAL TEAM UNDER GOD'S DIRECTION		
	2 Check this box <input type="checkbox"/> if the organization discontinued its operations or disposed of more than 25% of its net assets.		
	3 Number of voting members of the governing body (Part VI, line 1a)	17	
	4 Number of independent voting members of the governing body (Part VI, line 1b)	17	
	5 Total number of individuals employed in calendar year 2015 (Part V, line 2a)	54	
	6 Total number of volunteers (estimate if necessary)	90	
	7a Total unrelated business revenue from Part VIII, column (C), line 12	74,501	
b Net unrelated business taxable income from Form 990-T, line 34	73,501		
Revenue	8 Contributions and grants (Part VIII, line 1h)	3,688,319	3,575,071
	9 Program service revenue (Part VIII, line 2g)	90,441	50,378
	10 Investment income (Part VIII, column (A), lines 3, 4, and 7d)	579,936	509,277
	11 Other revenue (Part VIII, column (A), lines 5, 6d, 8c, 9c, 10c, and 11e)	101,844	407,397
	12 Total revenue - add lines 8 through 11 (must equal Part VIII, column (A), line 12)	4,460,540	4,542,123
Expenses	13 Grants and similar amounts paid (Part IX, column (A), lines 1-3)	25,800	24,854
	14 Benefits paid to or for members (Part IX, column (A), line 4)		0
	15 Salaries, other compensation, employee benefits (Part IX, column (A), lines 5-10)	1,644,979	1,568,788
	16a Professional fundraising fees (Part IX, column (A), line 11e)		0
	b Total fundraising expenses (Part IX, column (D), line 25) u 248,535		
17 Other expenses (Part IX, column (A), lines 11a-11d, 11f-24e)	1,941,464	1,718,395	
18 Total expenses. Add lines 13-17 (must equal Part IX, column (A), line 25)	3,612,243	3,312,037	
19 Revenue less expenses. Subtract line 18 from line 12	848,297	1,230,086	
Net Assets or Fund Balances	20 Total assets (Part X, line 16)	21,001,673	21,140,770
	21 Total liabilities (Part X, line 26)	561,468	226,571
	22 Net assets or fund balances. Subtract line 21 from line 20	20,440,205	20,914,199

Part II Signature Block

Under penalties of perjury, I declare that I have examined this return, including accompanying schedules and statements, and to the best of my knowledge and belief, it is true, correct, and complete. Declaration of preparer (other than officer) is based on all information of which preparer has any knowledge.

Sign Here

Signature of officer: **ROD SELF** Date: _____
Type or print name and title: **EXECUTIVE DIRECTOR**

Paid Preparer Use Only

Print/Type preparer's name: **MICHELE KIRKLAND** Preparer's signature: **MICHELE KIRKLAND** Date: **05/09/17** Check if self-employed PTIN: **P00949599**

Firm's name: **RPC CPAS + CONSULTANTS, LLP** Firm's EIN: **85-0454285**
Firm's address: **PO DRAWER 1448 CLOVIS, NM 88102-1448** Phone no.: **575-769-2841**

May the IRS discuss this return with the preparer shown above? (see instructions) Yes No

Part III Statement of Program Service Accomplishments

Check if Schedule O contains a response or note to any line in this Part III

1 Briefly describe the organization's mission:

TO TRANSFORM EACH CHILD WE SERVE INTO A CHRISTIAN CHAMPION WHO IS A RESPECTED, RESPONSIBLE CITIZEN THROUGH SERVICES PROVIDED BY A DEDICATED PROFESSIONAL TEAM UNDER GOD'S DIRECTION.

2 Did the organization undertake any significant program services during the year which were not listed on the prior Form 990 or 990-EZ? Yes No

If "Yes," describe these new services on Schedule O.

3 Did the organization cease conducting, or make significant changes in how it conducts, any program services? Yes No

If "Yes," describe these changes on Schedule O.

4 Describe the organization's program service accomplishments for each of its three largest program services, as measured by expenses. Section 501(c)(3) and 501(c)(4) organizations are required to report the amount of grants and allocations to others, the total expenses, and revenue, if any, for each program service reported.

4a (Code:) (Expenses \$ **2,780,289** including grants of \$ **24,854**) (Revenue \$ **50,378**)

THE ORGANIZATION PROVIDES HEALTH, EDUCATION AND WELFARE TO APPROXIMATELY 60 CHILDREN.

4b (Code:) (Expenses \$ including grants of \$) (Revenue \$)

4c (Code:) (Expenses \$ including grants of \$) (Revenue \$)

4d Other program services (Describe in Schedule O.)

(Expenses \$ including grants of \$) (Revenue \$)

4e Total program service expenses **u 2,780,289**

Part IV Checklist of Required Schedules

		Yes	No
1	Is the organization described in section 501(c)(3) or 4947(a)(1) (other than a private foundation)? If "Yes," complete Schedule A	X	
2	Is the organization required to complete Schedule B, Schedule of Contributors (see instructions)?	X	
3	Did the organization engage in direct or indirect political campaign activities on behalf of or in opposition to candidates for public office? If "Yes," complete Schedule C, Part I		X
4	Section 501(c)(3) organizations. Did the organization engage in lobbying activities, or have a section 501(h) election in effect during the tax year? If "Yes," complete Schedule C, Part II		X
5	Is the organization a section 501(c)(4), 501(c)(5), or 501(c)(6) organization that receives membership dues, assessments, or similar amounts as defined in Revenue Procedure 98-19? If "Yes," complete Schedule C, Part III		X
6	Did the organization maintain any donor advised funds or any similar funds or accounts for which donors have the right to provide advice on the distribution or investment of amounts in such funds or accounts? If "Yes," complete Schedule D, Part I		X
7	Did the organization receive or hold a conservation easement, including easements to preserve open space, the environment, historic land areas, or historic structures? If "Yes," complete Schedule D, Part II		X
8	Did the organization maintain collections of works of art, historical treasures, or other similar assets? If "Yes," complete Schedule D, Part III		X
9	Did the organization report an amount in Part X, line 21, for escrow or custodial account liability, serve as a custodian for amounts not listed in Part X; or provide credit counseling, debt management, credit repair, or debt negotiation services? If "Yes," complete Schedule D, Part IV		X
10	Did the organization, directly or through a related organization, hold assets in temporarily restricted endowments, permanent endowments, or quasi-endowments? If "Yes," complete Schedule D, Part V		X
11	If the organization's answer to any of the following questions is "Yes," then complete Schedule D, Parts VI, VII, VIII, IX, or X as applicable.		
a	Did the organization report an amount for land, buildings, and equipment in Part X, line 10? If "Yes," complete Schedule D, Part VI	X	
b	Did the organization report an amount for investments—other securities in Part X, line 12 that is 5% or more of its total assets reported in Part X, line 16? If "Yes," complete Schedule D, Part VII		X
c	Did the organization report an amount for investments—program related in Part X, line 13 that is 5% or more of its total assets reported in Part X, line 16? If "Yes," complete Schedule D, Part VIII		X
d	Did the organization report an amount for other assets in Part X, line 15 that is 5% or more of its total assets reported in Part X, line 16? If "Yes," complete Schedule D, Part IX	X	
e	Did the organization report an amount for other liabilities in Part X, line 25? If "Yes," complete Schedule D, Part X		X
f	Did the organization's separate or consolidated financial statements for the tax year include a footnote that addresses the organization's liability for uncertain tax positions under FIN 48 (ASC 740)? If "Yes," complete Schedule D, Part X	X	
12a	Did the organization obtain separate, independent audited financial statements for the tax year? If "Yes," complete Schedule D, Parts XI and XII	X	
b	Was the organization included in consolidated, independent audited financial statements for the tax year? If "Yes," and if the organization answered "No" to line 12a, then completing Schedule D, Parts XI and XII is optional		X
13	Is the organization a school described in section 170(b)(1)(A)(ii)? If "Yes," complete Schedule E		X
14a	Did the organization maintain an office, employees, or agents outside of the United States?		X
b	Did the organization have aggregate revenues or expenses of more than \$10,000 from grantmaking, fundraising, business, investment, and program service activities outside the United States, or aggregate foreign investments valued at \$100,000 or more? If "Yes," complete Schedule F, Parts I and IV		X
15	Did the organization report on Part IX, column (A), line 3, more than \$5,000 of grants or other assistance to or for any foreign organization? If "Yes," complete Schedule F, Parts II and IV		X
16	Did the organization report on Part IX, column (A), line 3, more than \$5,000 of aggregate grants or other assistance to or for foreign individuals? If "Yes," complete Schedule F, Parts III and IV		X
17	Did the organization report a total of more than \$15,000 of expenses for professional fundraising services on Part IX, column (A), lines 6 and 11e? If "Yes," complete Schedule G, Part I (see instructions)		X
18	Did the organization report more than \$15,000 total of fundraising event gross income and contributions on Part VIII, lines 1c and 8a? If "Yes," complete Schedule G, Part II	X	
19	Did the organization report more than \$15,000 of gross income from gaming activities on Part VIII, line 9a? If "Yes," complete Schedule G, Part III		X

Part IV Checklist of Required Schedules (continued)

		Yes	No
20a	Did the organization operate one or more hospital facilities? If "Yes," complete Schedule H		X
b	If "Yes" to line 20a, did the organization attach a copy of its audited financial statements to this return?		
21	Did the organization report more than \$5,000 of grants or other assistance to any domestic organization or domestic government on Part IX, column (A), line 1? If "Yes," complete Schedule I, Parts I and II		X
22	Did the organization report more than \$5,000 of grants or other assistance to or for domestic individuals on Part IX, column (A), line 2? If "Yes," complete Schedule I, Parts I and III	X	
23	Did the organization answer "Yes" to Part VII, Section A, line 3, 4, or 5 about compensation of the organization's current and former officers, directors, trustees, key employees, and highest compensated employees? If "Yes," complete Schedule J		X
24a	Did the organization have a tax-exempt bond issue with an outstanding principal amount of more than \$100,000 as of the last day of the year, that was issued after December 31, 2002? If "Yes," answer lines 24b through 24d and complete Schedule K. If "No," go to line 25a		X
b	Did the organization invest any proceeds of tax-exempt bonds beyond a temporary period exception?		
c	Did the organization maintain an escrow account other than a refunding escrow at any time during the year to defease any tax-exempt bonds?		
d	Did the organization act as an "on behalf of" issuer for bonds outstanding at any time during the year?		
25a	Section 501(c)(3), 501(c)(4), and 501(c)(29) organizations. Did the organization engage in an excess benefit transaction with a disqualified person during the year? If "Yes," complete Schedule L, Part I		X
b	Is the organization aware that it engaged in an excess benefit transaction with a disqualified person in a prior year, and that the transaction has not been reported on any of the organization's prior Forms 990 or 990-EZ? If "Yes," complete Schedule L, Part I		X
26	Did the organization report any amount on Part X, line 5, 6, or 22 for receivables from or payables to any current or former officers, directors, trustees, key employees, highest compensated employees, or disqualified persons? If "Yes," complete Schedule L, Part II		X
27	Did the organization provide a grant or other assistance to an officer, director, trustee, key employee, substantial contributor or employee thereof, a grant selection committee member, or to a 35% controlled entity or family member of any of these persons? If "Yes," complete Schedule L, Part III		X
28	Was the organization a party to a business transaction with one of the following parties (see Schedule L, Part IV instructions for applicable filing thresholds, conditions, and exceptions):		
a	A current or former officer, director, trustee, or key employee? If "Yes," complete Schedule L, Part IV	X	
b	A family member of a current or former officer, director, trustee, or key employee? If "Yes," complete Schedule L, Part IV		X
c	An entity of which a current or former officer, director, trustee, or key employee (or a family member thereof) was an officer, director, trustee, or direct or indirect owner? If "Yes," complete Schedule L, Part IV		X
29	Did the organization receive more than \$25,000 in non-cash contributions? If "Yes," complete Schedule M	X	
30	Did the organization receive contributions of art, historical treasures, or other similar assets, or qualified conservation contributions? If "Yes," complete Schedule M		X
31	Did the organization liquidate, terminate, or dissolve and cease operations? If "Yes," complete Schedule N, Part I		X
32	Did the organization sell, exchange, dispose of, or transfer more than 25% of its net assets? If "Yes," complete Schedule N, Part II		X
33	Did the organization own 100% of an entity disregarded as separate from the organization under Regulations sections 301.7701-2 and 301.7701-3? If "Yes," complete Schedule R, Part I		X
34	Was the organization related to any tax-exempt or taxable entity? If "Yes," complete Schedule R, Parts II, III, or IV, and Part V, line 1		X
35a	Did the organization have a controlled entity within the meaning of section 512(b)(13)?		X
b	If "Yes" to line 35a, did the organization receive any payment from or engage in any transaction with a controlled entity within the meaning of section 512(b)(13)? If "Yes," complete Schedule R, Part V, line 2		
36	Section 501(c)(3) organizations. Did the organization make any transfers to an exempt non-charitable related organization? If "Yes," complete Schedule R, Part V, line 2		X
37	Did the organization conduct more than 5% of its activities through an entity that is not a related organization and that is treated as a partnership for federal income tax purposes? If "Yes," complete Schedule R, Part VI		X
38	Did the organization complete Schedule O and provide explanations in Schedule O for Part VI, lines 11b and 19? Note. All Form 990 filers are required to complete Schedule O.	X	

Part V Statements Regarding Other IRS Filings and Tax Compliance

Check if Schedule O contains a response or note to any line in this Part V

		Yes	No
1a	Enter the number reported in Box 3 of Form 1096. Enter -0- if not applicable		
1b	Enter the number of Forms W-2G included in line 1a. Enter -0- if not applicable		
1a	8		
1b	0		
c	Did the organization comply with backup withholding rules for reportable payments to vendors and reportable gaming (gambling) winnings to prize winners?	X	
2a	Enter the number of employees reported on Form W-3, Transmittal of Wage and Tax Statements, filed for the calendar year ending with or within the year covered by this return		
2a	54		
b	If at least one is reported on line 2a, did the organization file all required federal employment tax returns? Note. If the sum of lines 1a and 2a is greater than 250, you may be required to e-file (see instructions)	X	
3a	Did the organization have unrelated business gross income of \$1,000 or more during the year?	X	
b	If "Yes," has it filed a Form 990-T for this year? If "No" to line 3b, provide an explanation in Schedule O	X	
4a	At any time during the calendar year, did the organization have an interest in, or a signature or other authority over, a financial account in a foreign country (such as a bank account, securities account, or other financial account)?		X
b	If "Yes," enter the name of the foreign country: u See instructions for filing requirements for FinCEN Form 114, Report of Foreign Bank and Financial Accounts (FBAR).		
5a	Was the organization a party to a prohibited tax shelter transaction at any time during the tax year?		X
b	Did any taxable party notify the organization that it was or is a party to a prohibited tax shelter transaction?		X
c	If "Yes" to line 5a or 5b, did the organization file Form 8886-T?		
6a	Does the organization have annual gross receipts that are normally greater than \$100,000, and did the organization solicit any contributions that were not tax deductible as charitable contributions?	X	
b	If "Yes," did the organization include with every solicitation an express statement that such contributions or gifts were not tax deductible?		X
7	Organizations that may receive deductible contributions under section 170(c).		
a	Did the organization receive a payment in excess of \$75 made partly as a contribution and partly for goods and services provided to the payor?	X	
b	If "Yes," did the organization notify the donor of the value of the goods or services provided?	X	
c	Did the organization sell, exchange, or otherwise dispose of tangible personal property for which it was required to file Form 8282?		X
d	If "Yes," indicate the number of Forms 8282 filed during the year		
7d			
e	Did the organization receive any funds, directly or indirectly, to pay premiums on a personal benefit contract?		X
f	Did the organization, during the year, pay premiums, directly or indirectly, on a personal benefit contract?		X
g	If the organization received a contribution of qualified intellectual property, did the organization file Form 8899 as required?		X
h	If the organization received a contribution of cars, boats, airplanes, or other vehicles, did the organization file a Form 1098-C?	X	
8	Sponsoring organizations maintaining donor advised funds. Did a donor advised fund maintained by the sponsoring organization have excess business holdings at any time during the year?		
9	Sponsoring organizations maintaining donor advised funds.		
a	Did the sponsoring organization make any taxable distributions under section 4966?		
b	Did the sponsoring organization make a distribution to a donor, donor advisor, or related person?		
10	Section 501(c)(7) organizations. Enter:		
a	Initiation fees and capital contributions included on Part VIII, line 12	10a	
b	Gross receipts, included on Form 990, Part VIII, line 12, for public use of club facilities	10b	
11	Section 501(c)(12) organizations. Enter:		
a	Gross income from members or shareholders	11a	
b	Gross income from other sources (Do not net amounts due or paid to other sources against amounts due or received from them.)	11b	
12a	Section 4947(a)(1) non-exempt charitable trusts. Is the organization filing Form 990 in lieu of Form 1041?	12a	
b	If "Yes," enter the amount of tax-exempt interest received or accrued during the year	12b	
13	Section 501(c)(29) qualified nonprofit health insurance issuers.		
a	Is the organization licensed to issue qualified health plans in more than one state? Note. See the instructions for additional information the organization must report on Schedule O.	13a	
b	Enter the amount of reserves the organization is required to maintain by the states in which the organization is licensed to issue qualified health plans	13b	
c	Enter the amount of reserves on hand	13c	
14a	Did the organization receive any payments for indoor tanning services during the tax year?	14a	X
b	If "Yes," has it filed a Form 720 to report these payments? If "No," provide an explanation in Schedule O	14b	

Part VI Governance, Management, and Disclosure For each "Yes" response to lines 2 through 7b below, and for a "No" response to line 8a, 8b, or 10b below, describe the circumstances, processes, or changes in Schedule O. See instructions. Check if Schedule O contains a response or note to any line in this Part VI

Section A. Governing Body and Management

		Yes	No
1a	Enter the number of voting members of the governing body at the end of the tax year If there are material differences in voting rights among members of the governing body, or if the governing body delegated broad authority to an executive committee or similar committee, explain in Schedule O.		
b	Enter the number of voting members included in line 1a, above, who are independent		
2	Did any officer, director, trustee, or key employee have a family relationship or a business relationship with any other officer, director, trustee, or key employee?		X
3	Did the organization delegate control over management duties customarily performed by or under the direct supervision of officers, directors, or trustees, or key employees to a management company or other person?		X
4	Did the organization make any significant changes to its governing documents since the prior Form 990 was filed?		X
5	Did the organization become aware during the year of a significant diversion of the organization's assets?		X
6	Did the organization have members or stockholders?		X
7a	Did the organization have members, stockholders, or other persons who had the power to elect or appoint one or more members of the governing body?		X
b	Are any governance decisions of the organization reserved to (or subject to approval by) members, stockholders, or persons other than the governing body?		X
8	Did the organization contemporaneously document the meetings held or written actions undertaken during the year by the following:		
a	The governing body?	X	
b	Each committee with authority to act on behalf of the governing body?	X	
9	Is there any officer, director, trustee, or key employee listed in Part VII, Section A, who cannot be reached at the organization's mailing address? If "Yes," provide the names and addresses in Schedule O		X

Section B. Policies (This Section B requests information about policies not required by the Internal Revenue Code.)

		Yes	No
10a	Did the organization have local chapters, branches, or affiliates?		X
b	If "Yes," did the organization have written policies and procedures governing the activities of such chapters, affiliates, and branches to ensure their operations are consistent with the organization's exempt purposes?		
11a	Has the organization provided a complete copy of this Form 990 to all members of its governing body before filing the form?		X
b	Describe in Schedule O the process, if any, used by the organization to review this Form 990.		
12a	Did the organization have a written conflict of interest policy? If "No," go to line 13	X	
b	Were officers, directors, or trustees, and key employees required to disclose annually interests that could give rise to conflicts?		X
c	Did the organization regularly and consistently monitor and enforce compliance with the policy? If "Yes," describe in Schedule O how this was done		X
13	Did the organization have a written whistleblower policy?	X	
14	Did the organization have a written document retention and destruction policy?	X	
15	Did the process for determining compensation of the following persons include a review and approval by independent persons, comparability data, and contemporaneous substantiation of the deliberation and decision?		
a	The organization's CEO, Executive Director, or top management official	X	
b	Other officers or key employees of the organization If "Yes" to line 15a or 15b, describe the process in Schedule O (see instructions).	X	
16a	Did the organization invest in, contribute assets to, or participate in a joint venture or similar arrangement with a taxable entity during the year?		X
b	If "Yes," did the organization follow a written policy or procedure requiring the organization to evaluate its participation in joint venture arrangements under applicable federal tax law, and take steps to safeguard the organization's exempt status with respect to such arrangements?		

Section C. Disclosure

- 17** List the states with which a copy of this Form 990 is required to be filed **u** **NM**
- 18** Section 6104 requires an organization to make its Forms 1023 (or 1024 if applicable), 990, and 990-T (Section 501(c)(3)s only) available for public inspection. Indicate how you made these available. Check all that apply.
 Own website Another's website Upon request Other (explain in Schedule O)
- 19** Describe in Schedule O whether (and if so, how) the organization made its governing documents, conflict of interest policy, and financial statements available to the public during the tax year.
- 20** State the name, address, and telephone number of the person who possesses the organization's books and records: **u**

NMCCH 1356 NM 236

PORTALES

NM 88130-9411 575-356-5372

Part VII Compensation of Officers, Directors, Trustees, Key Employees, Highest Compensated Employees, and Independent Contractors

Check if Schedule O contains a response or note to any line in this Part VII

Section A. Officers, Directors, Trustees, Key Employees, and Highest Compensated Employees

1a Complete this table for all persons required to be listed. Report compensation for the calendar year ending with or within the organization's tax year.

- List all of the organization's **current** officers, directors, trustees (whether individuals or organizations), regardless of amount of compensation. Enter -0- in columns (D), (E), and (F) if no compensation was paid.
- List all of the organization's **current** key employees, if any. See instructions for definition of "key employee."
- List the organization's five **current** highest compensated employees (other than an officer, director, trustee, or key employee) who received reportable compensation (Box 5 of Form W-2 and/or Box 7 of Form 1099-MISC) of more than \$100,000 from the organization and any related organizations.
- List all of the organization's **former** officers, key employees, and highest compensated employees who received more than \$100,000 of reportable compensation from the organization and any related organizations.
- List all of the organization's **former directors or trustees** that received, in the capacity as a former director or trustee of the organization, more than \$10,000 of reportable compensation from the organization and any related organizations.

List persons in the following order: individual trustees or directors; institutional trustees; officers; key employees; highest compensated employees; and former such persons.

Check this box if neither the organization nor any related organization compensated any current officer, director, or trustee.

(A) Name and Title	(B) Average hours per week (list any hours for related organizations below dotted line)	(C) Position (do not check more than one box, unless person is both an officer and a director/trustee)						(D) Reportable compensation from the organization (W-2/1099-MISC)	(E) Reportable compensation from related organizations (W-2/1099-MISC)	(F) Estimated amount of other compensation from the organization and related organizations
		Individual trustee or director	Institutional trustee	Officer	Key employee	Highest compensated employee	Former			
(1) G.C. ROSS	5.00									
PRESIDENT	0.00	X		X			0	0	0	
(2) KERRY FENDER	5.00									
VICE PRESIDENT	0.00	X		X			0	0	0	
(3) JACK MERRICK	3.00									
SECRETARY	0.00	X		X			0	0	0	
(4) ROY ALEXANDER	3.00									
DIRECTOR	0.00	X					0	0	0	
(5) BUDDY BLUE	3.00									
DIRECTOR	0.00	X					0	0	0	
(6) JACE ENSOR	3.00									
DIRECTOR	0.00	X					0	0	0	
(7) ROGER HARRELL	3.00									
DIRECTOR	0.00	X					0	0	0	
(8) SCOTTY HOLLOMAN	3.00									
DIRECTOR	0.00	X					0	0	0	
(9) HAL HOWELL	3.00									
DIRECTOR	0.00	X					0	0	0	
(10) MARLIN POYNOR	3.00									
DIRECTOR	0.00	X					0	0	0	
(11) DAVID REEVES	3.00									
DIRECTOR	0.00	X					0	0	0	

Part VII Section A. Officers, Directors, Trustees, Key Employees, and Highest Compensated Employees (continued)

(A) Name and title	(B) Average hours per week (list any hours for related organizations below dotted line)	(C) Position (do not check more than one box, unless person is both an officer and a director/trustee)						(D) Reportable compensation from the organization (W-2/1099-MISC)	(E) Reportable compensation from related organizations (W-2/1099-MISC)	(F) Estimated amount of other compensation from the organization and related organizations
		Individual trustee or director	Institutional trustee	Officer	Key employee	Highest compensated employee	Former			
(12) BOB TERHUNE	3.00									
DIRECTOR	0.00	X					0	0	0	
(13) LEROY THOMAS	3.00									
DIRECTOR	0.00	X					0	0	0	
(14) EDDIE WILSON	3.00									
DIRECTOR	0.00	X					0	0	0	
(15) MIKE HANKINS	3.00									
DIRECTOR	0.00	X					0	0	0	
(16) KEITH RALL	3.00									
DIRECTOR	0.00	X					0	0	0	
(17) MIKE WISCHKAEMPER	3.00									
DIRECTOR	0.00	X					0	0	0	
(18) ROD SELF	50.00									
EXECUTIVE DIRECTOR	0.00			X			75,546	0	3,891	
1b Sub-total							75,546		3,891	
c Total from continuation sheets to Part VII, Section A										
d Total (add lines 1b and 1c)							75,546		3,891	

2 Total number of individuals (including but not limited to those listed above) who received more than \$100,000 of reportable compensation from the organization **u 0**

	Yes	No
3 Did the organization list any former officer, director, or trustee, key employee, or highest compensated employee on line 1a? If "Yes," complete Schedule J for such individual		X
4 For any individual listed on line 1a, is the sum of reportable compensation and other compensation from the organization and related organizations greater than \$150,000? If "Yes," complete Schedule J for such individual		X
5 Did any person listed on line 1a receive or accrue compensation from any unrelated organization or individual for services rendered to the organization? If "Yes," complete Schedule J for such person		X

Section B. Independent Contractors

1 Complete this table for your five highest compensated independent contractors that received more than \$100,000 of compensation from the organization. Report compensation for the calendar year ending with or within the organization's tax year.

(A) Name and business address	(B) Description of services	(C) Compensation

2 Total number of independent contractors (including but not limited to those listed above) who received more than \$100,000 of compensation from the organization **u 0**

Part VIII Statement of Revenue

Check if Schedule O contains a response or note to any line in this Part VIII

			(A) Total revenue	(B) Related or exempt function revenue	(C) Unrelated business revenue	(D) Revenue excluded from tax under sections 512-514	
Contributions, Gifts, Grants and Other Similar Amounts	1a Federated campaigns	1a					
	b Membership dues	1b					
	c Fundraising events	1c	20,101				
	d Related organizations	1d					
	e Government grants (contributions)	1e					
	f All other contributions, gifts, grants, and similar amounts not included above	1f	3,554,970				
	g Noncash contributions included in lines 1a-1f:		\$ 283,769				
	h Total. Add lines 1a-1f	u		3,575,071			
Program Service Revenue		Busn. Code					
	2a SOCIAL SECURITY PAYMENTS	623990	29,459	29,459			
	b GOVERNMENT PAYMENTS	623990	11,064	11,064			
	c FAMILY PAYMENTS	623990	5,655	5,655			
	d RETAINERS	623990	4,200	4,200			
	e						
	f All other program service revenue						
g Total. Add lines 2a-2f	u		50,378				
Other Revenue	3 Investment income (including dividends, interest, and other similar amounts)	u	516,838			516,838	
	4 Income from investment of tax-exempt bond proceeds	u					
	5 Royalties	u	-4			-4	
	6a Gross rents	(i) Real	36,953				
		(ii) Personal					
	b Less: rental exps.						
	c Rental inc. or (loss)		36,953				
	d Net rental income or (loss)	u		36,953	36,953		
	7a Gross amount from sales of assets other than inventory	(i) Securities	1,302,625				
		(ii) Other	-7,561				
	b Less: cost or other basis & sales exps.		1,302,625				
	c Gain or (loss)			-7,561			
	d Net gain or (loss)	u		-7,561		-7,561	
	8a Gross income from fundraising events (not including \$ 20,101 of contributions reported on line 1c). See Part IV, line 18	a	16,500				
		b Less: direct expenses		15,949			
c Net income or (loss) from fundraising events		u		551			
9a Gross income from gaming activities. See Part IV, line 19	a						
	b Less: direct expenses						
	c Net income or (loss) from gaming activities	u					
10a Gross sales of inventory, less returns and allowances	a	33,526					
	b Less: cost of goods sold		71,257				
	c Net income or (loss) from sales of inventory	u		-37,731	-37,731		
Miscellaneous Revenue		Busn. Code					
11a INSURANCE CLAIMS			333,127		333,127		
b DAYS ESTATE, LTD ORDINARY INC		531310	80,906		80,906		
c ELLINGTON FINANCIAL ORDINARY		522291	2,638		2,638		
d All other revenue			-9,043		-9,043		
e Total. Add lines 11a-11d	u		407,628				
12 Total revenue. See instructions.	u		4,542,123	49,600	74,501	842,400	

Part IX Statement of Functional Expenses

Section 501(c)(3) and 501(c)(4) organizations must complete all columns. All other organizations must complete column (A).

Check if Schedule O contains a response or note to any line in this Part IX

Do not include amounts reported on lines 6b, 7b, 8b, 9b, and 10b of Part VIII.	(A) Total expenses	(B) Program service expenses	(C) Management and general expenses	(D) Fundraising expenses
1 Grants and other assistance to domestic organizations and domestic governments. See Part IV, line 21				
2 Grants and other assistance to domestic individuals. See Part IV, line 22	24,854	24,854		
3 Grants and other assistance to foreign organizations, foreign governments, and foreign individuals. See Part IV, lines 15 and 16				
4 Benefits paid to or for members				
5 Compensation of current officers, directors, trustees, and key employees	80,318	52,206	8,032	20,080
6 Compensation not included above, to disqualified persons (as defined under section 4958(f)(1)) and persons described in section 4958(c)(3)(B)				
7 Other salaries and wages	1,031,221	734,689	166,528	130,004
8 Pension plan accruals and contributions (include section 401(k) and 403(b) employer contributions)	38,092	15,237	19,427	3,428
9 Other employee benefits	331,000	295,249	15,348	20,403
10 Payroll taxes	88,157	66,835	12,793	8,529
11 Fees for services (non-employees):				
a Management				
b Legal	20,864	20,864		
c Accounting	39,751	39,751		
d Lobbying				
e Professional fundraising services. See Part IV, line 17				
f Investment management fees	9,228	9,228		
g Other. (If line 11g amount exceeds 10% of line 25, column (A) amount, list line 11g expenses on Schedule O.)	24,324	24,324		
12 Advertising and promotion	15,603	11,702		3,901
13 Office expenses	179,810	100,381	54,965	24,464
14 Information technology				
15 Royalties				
16 Occupancy	338,454	335,642	2,812	
17 Travel	59,505	34,710	1,000	23,795
18 Payments of travel or entertainment expenses for any federal, state, or local public officials				
19 Conferences, conventions, and meetings				
20 Interest				
21 Payments to affiliates				
22 Depreciation, depletion, and amortization	223,291	223,291		
23 Insurance	20,063	20,063		
24 Other expenses. Itemize expenses not covered above (List miscellaneous expenses in line 24e. If line 24e amount exceeds 10% of line 25, column (A) amount, list line 24e expenses on Schedule O.)				
a CHILD RELATED EXPENSES	550,249	550,249		
b OTHER	53,166	52,798	156	212
c PUBLIC RELATIONS	49,314	36,985		12,329
d FUEL	48,859	48,859		
e All other expenses	85,914	82,372	2,152	1,390
25 Total functional expenses. Add lines 1 through 24e	3,312,037	2,780,289	283,213	248,535
26 Joint costs. Complete this line only if the organization reported in column (B) joint costs from a combined educational campaign and fundraising solicitation. Check here <input type="checkbox"/> if following SOP 98-2 (ASC 958-720)				

Part X Balance Sheet

Check if Schedule O contains a response or note to any line in this Part X

		(A) Beginning of year		(B) End of year	
Assets	1	Cash—non-interest bearing	289,303	1	228,655
	2	Savings and temporary cash investments	1,038,064	2	1,009,783
	3	Pledges and grants receivable, net		3	
	4	Accounts receivable, net		4	
	5	Loans and other receivables from current and former officers, directors, trustees, key employees, and highest compensated employees. Complete Part II of Schedule L		5	
	6	Loans and other receivables from other disqualified persons (as defined under section 4958(f)(1)), persons described in section 4958(c)(3)(B), and contributing employers and sponsoring organizations of section 501(c)(9) voluntary employees' beneficiary organizations (see instructions). Complete Part II of Schedule L		6	
	7	Notes and loans receivable, net	232,946	7	180,203
	8	Inventories for sale or use	133,572	8	87,272
	9	Prepaid expenses and deferred charges	21,168	9	18,341
	10a	Land, buildings, and equipment: cost or other basis. Complete Part VI of Schedule D	10a 11,895,575		
	b	Less: accumulated depreciation	10b 4,967,451	10c 6,928,124	
	11	Investments—publicly traded securities	11,585,970	11	10,677,058
	12	Investments—other securities. See Part IV, line 11	110,646	12	145,082
	13	Investments—program-related. See Part IV, line 11		13	
	14	Intangible assets		14	
	15	Other assets. See Part IV, line 11	1,968,625	15	1,866,252
16	Total assets. Add lines 1 through 15 (must equal line 34)	21,001,673	16	21,140,770	
Liabilities	17	Accounts payable and accrued expenses	561,468	17	226,571
	18	Grants payable		18	
	19	Deferred revenue		19	
	20	Tax-exempt bond liabilities		20	
	21	Escrow or custodial account liability. Complete Part IV of Schedule D		21	
	22	Loans and other payables to current and former officers, directors, trustees, key employees, highest compensated employees, and disqualified persons. Complete Part II of Schedule L		22	
	23	Secured mortgages and notes payable to unrelated third parties		23	
	24	Unsecured notes and loans payable to unrelated third parties		24	
	25	Other liabilities (including federal income tax, payables to related third parties, and other liabilities not included on lines 17-24). Complete Part X of Schedule D		25	
	26	Total liabilities. Add lines 17 through 25	561,468	26	226,571
Net Assets or Fund Balances	Organizations that follow SFAS 117 (ASC 958), check here <input checked="" type="checkbox"/> and complete lines 27 through 29, and lines 33 and 34.				
	27	Unrestricted net assets	16,603,167	27	16,389,212
	28	Temporarily restricted net assets	1,569,921	28	1,574,251
	29	Permanently restricted net assets	2,267,117	29	2,950,736
	Organizations that do not follow SFAS 117 (ASC 958), check here <input type="checkbox"/> and complete lines 30 through 34.				
	30	Capital stock or trust principal, or current funds		30	
	31	Paid-in or capital surplus, or land, building, or equipment fund		31	
	32	Retained earnings, endowment, accumulated income, or other funds		32	
33	Total net assets or fund balances	20,440,205	33	20,914,199	
34	Total liabilities and net assets/fund balances	21,001,673	34	21,140,770	

Part XI Reconciliation of Net Assets

Check if Schedule O contains a response or note to any line in this Part XI

1	Total revenue (must equal Part VIII, column (A), line 12)	1	4,542,123
2	Total expenses (must equal Part IX, column (A), line 25)	2	3,312,037
3	Revenue less expenses. Subtract line 2 from line 1	3	1,230,086
4	Net assets or fund balances at beginning of year (must equal Part X, line 33, column (A))	4	20,440,205
5	Net unrealized gains (losses) on investments	5	-650,774
6	Donated services and use of facilities	6	
7	Investment expenses	7	
8	Prior period adjustments	8	
9	Other changes in net assets or fund balances (explain in Schedule O)	9	-105,318
10	Net assets or fund balances at end of year. Combine lines 3 through 9 (must equal Part X, line 33, column (B))	10	20,914,199

Part XII Financial Statements and Reporting

Check if Schedule O contains a response or note to any line in this Part XII

		Yes	No
1	Accounting method used to prepare the Form 990: <input type="checkbox"/> Cash <input checked="" type="checkbox"/> Accrual <input type="checkbox"/> Other If the organization changed its method of accounting from a prior year or checked "Other," explain in Schedule O.		
2a	Were the organization's financial statements compiled or reviewed by an independent accountant? If "Yes," check a box below to indicate whether the financial statements for the year were compiled or reviewed on a separate basis, consolidated basis, or both: <input type="checkbox"/> Separate basis <input type="checkbox"/> Consolidated basis <input type="checkbox"/> Both consolidated and separate basis		X
2b	Were the organization's financial statements audited by an independent accountant? If "Yes," check a box below to indicate whether the financial statements for the year were audited on a separate basis, consolidated basis, or both: <input checked="" type="checkbox"/> Separate basis <input type="checkbox"/> Consolidated basis <input type="checkbox"/> Both consolidated and separate basis	X	
2c	If "Yes" to line 2a or 2b, does the organization have a committee that assumes responsibility for oversight of the audit, review, or compilation of its financial statements and selection of an independent accountant? If the organization changed either its oversight process or selection process during the tax year, explain in Schedule O.	X	
3a	As a result of a federal award, was the organization required to undergo an audit or audits as set forth in the Single Audit Act and OMB Circular A-133?		X
3b	If "Yes," did the organization undergo the required audit or audits? If the organization did not undergo the required audit or audits, explain why in Schedule O and describe any steps taken to undergo such audits.		

SCHEDULE A
(Form 990 or 990-EZ)

Public Charity Status and Public Support
Complete if the organization is a section 501(c)(3) organization or a section 4947(a)(1) nonexempt charitable trust.
u Attach to Form 990 or Form 990-EZ.

OMB No. 1545-0047

2015

Open to Public Inspection

Department of the Treasury
Internal Revenue Service

u Information about Schedule A (Form 990 or 990-EZ) and its instructions is at www.irs.gov/form990.

Name of the organization

NEW MEXICO CHRISTIAN CHILDRENS HOME

Employer identification number

85-6018576

Part I Reason for Public Charity Status (All organizations must complete this part.) See instructions.

The organization is not a private foundation because it is: (For lines 1 through 11, check only one box.)

- 1 A church, convention of churches, or association of churches described in **section 170(b)(1)(A)(i)**.
- 2 A school described in **section 170(b)(1)(A)(ii)**. (Attach Schedule E (Form 990 or 990-EZ).)
- 3 A hospital or a cooperative hospital service organization described in **section 170(b)(1)(A)(iii)**.
- 4 A medical research organization operated in conjunction with a hospital described in **section 170(b)(1)(A)(iii)**. Enter the hospital's name, city, and state:
- 5 An organization operated for the benefit of a college or university owned or operated by a governmental unit described in **section 170(b)(1)(A)(iv)**. (Complete Part II.)
- 6 A federal, state, or local government or governmental unit described in **section 170(b)(1)(A)(v)**.
- 7 An organization that normally receives a substantial part of its support from a governmental unit or from the general public described in **section 170(b)(1)(A)(vi)**. (Complete Part II.)
- 8 A community trust described in **section 170(b)(1)(A)(vi)**. (Complete Part II.)
- 9 An organization that normally receives: (1) more than 33 1/3% of its support from contributions, membership fees, and gross receipts from activities related to its exempt functions—subject to certain exceptions, and (2) no more than 33 1/3% of its support from gross investment income and unrelated business taxable income (less section 511 tax) from businesses acquired by the organization after June 30, 1975. See **section 509(a)(2)**. (Complete Part III.)
- 10 An organization organized and operated exclusively to test for public safety. See **section 509(a)(4)**.
- 11 An organization organized and operated exclusively for the benefit of, to perform the functions of, or to carry out the purposes of one or more publicly supported organizations described in **section 509(a)(1)** or **section 509(a)(2)**. See **section 509(a)(3)**. Check the box in lines 11a through 11d that describes the type of supporting organization and complete lines 11e, 11f, and 11g.
 - a **Type I.** A supporting organization operated, supervised, or controlled by its supported organization(s), typically by giving the supported organization(s) the power to regularly appoint or elect a majority of the directors or trustees of the supporting organization. **You must complete Part IV, Sections A and B.**
 - b **Type II.** A supporting organization supervised or controlled in connection with its supported organization(s), by having control or management of the supporting organization vested in the same persons that control or manage the supported organization(s). **You must complete Part IV, Sections A and C.**
 - c **Type III functionally integrated.** A supporting organization operated in connection with, and functionally integrated with, its supported organization(s) (see instructions). **You must complete Part IV, Sections A, D, and E.**
 - d **Type III non-functionally integrated.** A supporting organization operated in connection with its supported organization(s) that is not functionally integrated. The organization generally must satisfy a distribution requirement and an attentiveness requirement (see instructions). **You must complete Part IV, Sections A and D, and Part V.**
 - e Check this box if the organization received a written determination from the IRS that it is a Type I, Type II, Type III functionally integrated, or Type III non-functionally integrated supporting organization.
 - f Enter the number of supported organizations
 - g Provide the following information about the supported organization(s).

(i) Name of supported organization	(ii) EIN	(iii) Type of organization (described on lines 1-9 above (see instructions))	(iv) Is the organization listed in your governing document?		(v) Amount of monetary support (see instructions)	(vi) Amount of other support (see instructions)
			Yes	No		
(A)						
(B)						
(C)						
(D)						
(E)						
Total						

Part II Support Schedule for Organizations Described in Sections 170(b)(1)(A)(iv) and 170(b)(1)(A)(vi)

(Complete only if you checked the box on line 5, 7, or 8 of Part I or if the organization failed to qualify under Part III. If the organization fails to qualify under the tests listed below, please complete Part III.)

Section A. Public Support

Calendar year (or fiscal year beginning in) u	(a) 2011	(b) 2012	(c) 2013	(d) 2014	(e) 2015	(f) Total
1 Gifts, grants, contributions, and membership fees received. (Do not include any "unusual grants.")						
2 Tax revenues levied for the organization's benefit and either paid to or expended on its behalf						
3 The value of services or facilities furnished by a governmental unit to the organization without charge						
4 Total. Add lines 1 through 3						
5 The portion of total contributions by each person (other than a governmental unit or publicly supported organization) included on line 1 that exceeds 2% of the amount shown on line 11, column (f)						
6 Public support. Subtract line 5 from line 4.						

Section B. Total Support

Calendar year (or fiscal year beginning in) u	(a) 2011	(b) 2012	(c) 2013	(d) 2014	(e) 2015	(f) Total
7 Amounts from line 4						
8 Gross income from interest, dividends, payments received on securities loans, rents, royalties and income from similar sources						
9 Net income from unrelated business activities, whether or not the business is regularly carried on						
10 Other income. Do not include gain or loss from the sale of capital assets (Explain in Part VI.)						
11 Total support. Add lines 7 through 10						

12 Gross receipts from related activities, etc. (see instructions) 12

13 First five years. If the Form 990 is for the organization's first, second, third, fourth, or fifth tax year as a section 501(c)(3) organization, check this box and **stop here**

Section C. Computation of Public Support Percentage

14 Public support percentage for 2015 (line 6, column (f) divided by line 11, column (f)) 14 %

15 Public support percentage from 2014 Schedule A, Part II, line 14 15 %

16a 33 1/3% support test—2015. If the organization did not check the box on line 13, and line 14 is 33 1/3% or more, check this box and **stop here.** The organization qualifies as a publicly supported organization

b 33 1/3% support test—2014. If the organization did not check a box on line 13 or 16a, and line 15 is 33 1/3% or more, check this box and **stop here.** The organization qualifies as a publicly supported organization

17a 10%-facts-and-circumstances test—2015. If the organization did not check a box on line 13, 16a, or 16b, and line 14 is 10% or more, and if the organization meets the "facts-and-circumstances" test, check this box and **stop here.** Explain in Part VI how the organization meets the "facts-and-circumstances" test. The organization qualifies as a publicly supported organization

b 10%-facts-and-circumstances test—2014. If the organization did not check a box on line 13, 16a, 16b, or 17a, and line 15 is 10% or more, and if the organization meets the "facts-and-circumstances" test, check this box and **stop here.** Explain in Part VI how the organization meets the "facts-and-circumstances" test. The organization qualifies as a publicly supported organization

18 Private foundation. If the organization did not check a box on line 13, 16a, 16b, 17a, or 17b, check this box and see instructions

Part III Support Schedule for Organizations Described in Section 509(a)(2)

(Complete only if you checked the box on line 9 of Part I or if the organization failed to qualify under Part II. If the organization fails to qualify under the tests listed below, please complete Part II.)

Section A. Public Support

Calendar year (or fiscal year beginning in) u	(a) 2011	(b) 2012	(c) 2013	(d) 2014	(e) 2015	(f) Total
1 Gifts, grants, contributions, and membership fees received. (Do not include any "unusual grants.")	3,148,972	2,667,682	2,733,074	3,688,319	3,575,071	15,813,118
2 Gross receipts from admissions, merchandise sold or services performed, or facilities furnished in any activity that is related to the organization's tax-exempt purpose	154,695	151,868	267,080	167,630	137,357	878,630
3 Gross receipts from activities that are not an unrelated trade or business under section 513						
4 Tax revenues levied for the organization's benefit and either paid to or expended on its behalf						
5 The value of services or facilities furnished by a governmental unit to the organization without charge						
6 Total. Add lines 1 through 5	3,303,667	2,819,550	3,000,154	3,855,949	3,712,428	16,691,748
7a Amounts included on lines 1, 2, and 3 received from disqualified persons						
b Amounts included on lines 2 and 3 received from other than disqualified persons that exceed the greater of \$5,000 or 1% of the amount on line 13 for the year	998,671	289,000	161,262	613,086	551,286	2,613,305
c Add lines 7a and 7b	998,671	289,000	161,262	613,086	551,286	2,613,305
8 Public support. (Subtract line 7c from line 6.)						14,078,443

Section B. Total Support

Calendar year (or fiscal year beginning in) u	(a) 2011	(b) 2012	(c) 2013	(d) 2014	(e) 2015	(f) Total
9 Amounts from line 6	3,303,667	2,819,550	3,000,154	3,855,949	3,712,428	16,691,748
10a Gross income from interest, dividends, payments received on securities loans, rents, royalties and income from similar sources	786,609	557,397	682,289	738,890	516,834	3,282,019
b Unrelated business taxable income (less section 511 taxes) from businesses acquired after June 30, 1975						
c Add lines 10a and 10b	786,609	557,397	682,289	738,890	516,834	3,282,019
11 Net income from unrelated business activities not included in line 10b, whether or not the business is regularly carried on	23,730	70,854	59,352	38,187	415,718	607,841
12 Other income. Do not include gain or loss from the sale of capital assets (Explain in Part VI.)						
13 Total support. (Add lines 9, 10c, 11, and 12.)	4,114,006	3,447,801	3,741,795	4,633,026	4,644,980	20,581,608

14 First five years. If the Form 990 is for the organization's first, second, third, fourth, or fifth tax year as a section 501(c)(3) organization, check this box and **stop here**

Section C. Computation of Public Support Percentage

15 Public support percentage for 2015 (line 8, column (f) divided by line 13, column (f))	15	68.40 %
16 Public support percentage from 2014 Schedule A, Part III, line 15	16	69.14 %

Section D. Computation of Investment Income Percentage

17 Investment income percentage for 2015 (line 10c, column (f) divided by line 13, column (f))	17	16 %
18 Investment income percentage from 2014 Schedule A, Part III, line 17	18	16 %

19a 33 1/3% support tests—2015. If the organization did not check the box on line 14, and line 15 is more than 33 1/3%, and line 17 is not more than 33 1/3%, check this box and **stop here**. The organization qualifies as a publicly supported organization

b 33 1/3% support tests—2014. If the organization did not check a box on line 14 or line 19a, and line 16 is more than 33 1/3%, and line 18 is not more than 33 1/3%, check this box and **stop here**. The organization qualifies as a publicly supported organization

20 Private foundation. If the organization did not check a box on line 14, 19a, or 19b, check this box and see instructions

Part IV Supporting Organizations

(Complete only if you checked a box in line 11 on Part I. If you checked 11a of Part I, complete Sections A and B. If you checked 11b of Part I, complete Sections A and C. If you checked 11c of Part I, complete Sections A, D, and E. If you checked 11d of Part I, complete Sections A and D, and complete Part V.)

Section A. All Supporting Organizations

	Yes	No
1 Are all of the organization's supported organizations listed by name in the organization's governing documents? If "No," describe in Part VI how the supported organizations are designated. If designated by class or purpose, describe the designation. If historic and continuing relationship, explain.		
2 Did the organization have any supported organization that does not have an IRS determination of status under section 509(a)(1) or (2)? If "Yes," explain in Part VI how the organization determined that the supported organization was described in section 509(a)(1) or (2).		
3a Did the organization have a supported organization described in section 501(c)(4), (5), or (6)? If "Yes," answer (b) and (c) below.		
b Did the organization confirm that each supported organization qualified under section 501(c)(4), (5), or (6) and satisfied the public support tests under section 509(a)(2)? If "Yes," describe in Part VI when and how the organization made the determination.		
c Did the organization ensure that all support to such organizations was used exclusively for section 170(c)(2)(B) purposes? If "Yes," explain in Part VI what controls the organization put in place to ensure such use.		
4a Was any supported organization not organized in the United States ("foreign supported organization")? If "Yes," and if you checked 11a or 11b in Part I, answer (b) and (c) below.		
b Did the organization have ultimate control and discretion in deciding whether to make grants to the foreign supported organization? If "Yes," describe in Part VI how the organization had such control and discretion despite being controlled or supervised by or in connection with its supported organizations.		
c Did the organization support any foreign supported organization that does not have an IRS determination under sections 501(c)(3) and 509(a)(1) or (2)? If "Yes," explain in Part VI what controls the organization used to ensure that all support to the foreign supported organization was used exclusively for section 170(c)(2)(B) purposes.		
5a Did the organization add, substitute, or remove any supported organizations during the tax year? If "Yes," answer (b) and (c) below (if applicable). Also, provide detail in Part VI , including (i) the names and EIN numbers of the supported organizations added, substituted, or removed; (ii) the reasons for each such action; (iii) the authority under the organization's organizing document authorizing such action; and (iv) how the action was accomplished (such as by amendment to the organizing document).		
b Type I or Type II only. Was any added or substituted supported organization part of a class already designated in the organization's organizing document?		
c Substitutions only. Was the substitution the result of an event beyond the organization's control?		
6 Did the organization provide support (whether in the form of grants or the provision of services or facilities) to anyone other than (i) its supported organizations, (ii) individuals that are part of the charitable class benefited by one or more of its supported organizations, or (iii) other supporting organizations that also support or benefit one or more of the filing organization's supported organizations? If "Yes," provide detail in Part VI .		
7 Did the organization provide a grant, loan, compensation, or other similar payment to a substantial contributor (defined in section 4958(c)(3)(C)), a family member of a substantial contributor, or a 35% controlled entity with regard to a substantial contributor? If "Yes," complete Part I of Schedule L (Form 990 or 990-EZ).		
8 Did the organization make a loan to a disqualified person (as defined in section 4958) not described in line 7? If "Yes," complete Part I of Schedule L (Form 990 or 990-EZ).		
9a Was the organization controlled directly or indirectly at any time during the tax year by one or more disqualified persons as defined in section 4946 (other than foundation managers and organizations described in section 509(a)(1) or (2))? If "Yes," provide detail in Part VI .		
b Did one or more disqualified persons (as defined in line 9a) hold a controlling interest in any entity in which the supporting organization had an interest? If "Yes," provide detail in Part VI .		
c Did a disqualified person (as defined in line 9a) have an ownership interest in, or derive any personal benefit from, assets in which the supporting organization also had an interest? If "Yes," provide detail in Part VI .		
10a Was the organization subject to the excess business holdings rules of section 4943 because of section 4943(f) (regarding certain Type II supporting organizations, and all Type III non-functionally integrated supporting organizations)? If "Yes," answer 10b below.		
b Did the organization have any excess business holdings in the tax year? (Use Schedule C, Form 4720, to determine whether the organization had excess business holdings.)		

Part IV Supporting Organizations (continued)

	Yes	No
11 Has the organization accepted a gift or contribution from any of the following persons?		
a A person who directly or indirectly controls, either alone or together with persons described in (b) and (c) below, the governing body of a supported organization?		
11a		
b A family member of a person described in (a) above?		
11b		
c A 35% controlled entity of a person described in (a) or (b) above? If "Yes" to a, b, or c, provide detail in Part VI .		
11c		

Section B. Type I Supporting Organizations

	Yes	No
1 Did the directors, trustees, or membership of one or more supported organizations have the power to regularly appoint or elect at least a majority of the organization's directors or trustees at all times during the tax year? If "No," describe in Part VI how the supported organization(s) effectively operated, supervised, or controlled the organization's activities. If the organization had more than one supported organization, describe how the powers to appoint and/or remove directors or trustees were allocated among the supported organizations and what conditions or restrictions, if any, applied to such powers during the tax year.		
1		
2 Did the organization operate for the benefit of any supported organization other than the supported organization(s) that operated, supervised, or controlled the supporting organization? If "Yes," explain in Part VI how providing such benefit carried out the purposes of the supported organization(s) that operated, supervised, or controlled the supporting organization.		
2		

Section C. Type II Supporting Organizations

	Yes	No
1 Were a majority of the organization's directors or trustees during the tax year also a majority of the directors or trustees of each of the organization's supported organization(s)? If "No," describe in Part VI how control or management of the supporting organization was vested in the same persons that controlled or managed the supported organization(s).		
1		

Section D. All Type III Supporting Organizations

	Yes	No
1 Did the organization provide to each of its supported organizations, by the last day of the fifth month of the organization's tax year, (i) a written notice describing the type and amount of support provided during the prior tax year, (ii) a copy of the Form 990 that was most recently filed as of the date of notification, and (iii) copies of the organization's governing documents in effect on the date of notification, to the extent not previously provided?		
1		
2 Were any of the organization's officers, directors, or trustees either (i) appointed or elected by the supported organization(s) or (ii) serving on the governing body of a supported organization? If "No," explain in Part VI how the organization maintained a close and continuous working relationship with the supported organization(s).		
2		
3 By reason of the relationship described in (2), did the organization's supported organizations have a significant voice in the organization's investment policies and in directing the use of the organization's income or assets at all times during the tax year? If "Yes," describe in Part VI the role the organization's supported organizations played in this regard.		
3		

Section E. Type III Functionally-Integrated Supporting Organizations

1 Check the box next to the method that the organization used to satisfy the Integral Part Test during the year (see instructions):		
a <input type="checkbox"/> The organization satisfied the Activities Test. Complete line 2 below.		
b <input type="checkbox"/> The organization is the parent of each of its supported organizations. Complete line 3 below.		
c <input type="checkbox"/> The organization supported a governmental entity. Describe in Part VI how you supported a government entity (see instructions).		
2 Activities Test. Answer (a) and (b) below.		
a Did substantially all of the organization's activities during the tax year directly further the exempt purposes of the supported organization(s) to which the organization was responsive? If "Yes," then in Part VI identify those supported organizations and explain how these activities directly furthered their exempt purposes, how the organization was responsive to those supported organizations, and how the organization determined that these activities constituted substantially all of its activities.		
2a		
b Did the activities described in (a) constitute activities that, but for the organization's involvement, one or more of the organization's supported organization(s) would have been engaged in? If "Yes," explain in Part VI the reasons for the organization's position that its supported organization(s) would have engaged in these activities but for the organization's involvement.		
2b		
3 Parent of Supported Organizations. Answer (a) and (b) below.		
a Did the organization have the power to regularly appoint or elect a majority of the officers, directors, or trustees of each of the supported organizations? Provide details in Part VI .		
3a		
b Did the organization exercise a substantial degree of direction over the policies, programs, and activities of each of its supported organizations? If "Yes," describe in Part VI the role played by the organization in this regard.		
3b		

Part V Type III Non-Functionally Integrated 509(a)(3) Supporting Organizations

- 1 Check here if the organization satisfied the Integral Part Test as a qualifying trust on Nov. 20, 1970. See instructions. All other Type III non-functionally integrated supporting organizations must complete Sections A through E.

Section A - Adjusted Net Income		(A) Prior Year	(B) Current Year (optional)
1	Net short-term capital gain	1	
2	Recoveries of prior-year distributions	2	
3	Other gross income (see instructions)	3	
4	Add lines 1 through 3	4	
5	Depreciation and depletion	5	
6	Portion of operating expenses paid or incurred for production or collection of gross income or for management, conservation, or maintenance of property held for production of income (see instructions)	6	
7	Other expenses (see instructions)	7	
8	Adjusted Net Income (subtract lines 5, 6 and 7 from line 4)	8	
Section B - Minimum Asset Amount		(A) Prior Year	(B) Current Year (optional)
1	Aggregate fair market value of all non-exempt-use assets (see instructions for short tax year or assets held for part of year):		
a	Average monthly value of securities	1a	
b	Average monthly cash balances	1b	
c	Fair market value of other non-exempt-use assets	1c	
d	Total (add lines 1a, 1b, and 1c)	1d	
e	Discount claimed for blockage or other factors (explain in detail in Part VI):		
2	Acquisition indebtedness applicable to non-exempt-use assets	2	
3	Subtract line 2 from line 1d	3	
4	Cash deemed held for exempt use. Enter 1-1/2% of line 3 (for greater amount, see instructions).	4	
5	Net value of non-exempt-use assets (subtract line 4 from line 3)	5	
6	Multiply line 5 by .035	6	
7	Recoveries of prior-year distributions	7	
8	Minimum Asset Amount (add line 7 to line 6)	8	
Section C - Distributable Amount			Current Year
1	Adjusted net income for prior year (from Section A, line 8, Column A)	1	
2	Enter 85% of line 1	2	
3	Minimum asset amount for prior year (from Section B, line 8, Column A)	3	
4	Enter greater of line 2 or line 3	4	
5	Income tax imposed in prior year	5	
6	Distributable Amount. Subtract line 5 from line 4, unless subject to emergency temporary reduction (see instructions)	6	
7	<input type="checkbox"/> Check here if the current year is the organization's first as a non-functionally-integrated Type III supporting organization (see instructions).		

Part V Type III Non-Functionally Integrated 509(a)(3) Supporting Organizations (continued)

Section D - Distributions	Current Year
1 Amounts paid to supported organizations to accomplish exempt purposes	
2 Amounts paid to perform activity that directly furthers exempt purposes of supported organizations, in excess of income from activity	
3 Administrative expenses paid to accomplish exempt purposes of supported organizations	
4 Amounts paid to acquire exempt-use assets	
5 Qualified set-aside amounts (prior IRS approval required)	
6 Other distributions (describe in Part VI). See instructions.	
7 Total annual distributions. Add lines 1 through 6.	
8 Distributions to attentive supported organizations to which the organization is responsive (provide details in Part VI). See instructions.	
9 Distributable amount for 2015 from Section C, line 6	
10 Line 8 amount divided by Line 9 amount	

Section E - Distribution Allocations (see instructions)	(i) Excess Distributions	(ii) Underdistributions Pre-2015	(iii) Distributable Amount for 2015
1 Distributable amount for 2015 from Section C, line 6			
2 Underdistributions, if any, for years prior to 2015 (reasonable cause required-see instructions)			
3 Excess distributions carryover, if any, to 2015:			
a			
b			
c			
d From 2013			
e From 2014			
f Total of lines 3a through e			
g Applied to underdistributions of prior years			
h Applied to 2015 distributable amount			
i Carryover from 2010 not applied (see instructions)			
j Remainder. Subtract lines 3g, 3h, and 3i from 3f.			
4 Distributions for 2015 from Section D, line 7: \$			
a Applied to underdistributions of prior years			
b Applied to 2015 distributable amount			
c Remainder. Subtract lines 4a and 4b from 4.			
5 Remaining underdistributions for years prior to 2015, if any. Subtract lines 3g and 4a from line 2 (if amount greater than zero, see instructions).			
6 Remaining underdistributions for 2015. Subtract lines 3h and 4b from line 1 (if amount greater than zero, see instructions).			
7 Excess distributions carryover to 2016. Add lines 3j and 4c.			
8 Breakdown of line 7:			
a			
b			
c Excess from 2013			
d Excess from 2014			
e Excess from 2015			

Part VI **Supplemental Information.** Provide the explanations required by Part II, line 10; Part II, line 17a or 17b; Part III, line 12; Part IV, Section A, lines 1, 2, 3b, 3c, 4b, 4c, 5a, 6, 9a, 9b, 9c, 11a, 11b, and 11c; Part IV, Section B, lines 1 and 2; Part IV, Section C, line 1; Part IV, Section D, lines 2 and 3; Part IV, Section E, lines 1c, 2a, 2b, 3a and 3b; Part V, line 1; Part V, Section B, line 1e; Part V, Section D, lines 5, 6, and 8; and Part V, Section E, lines 2, 5, and 6. Also complete this part for any additional information. (See instructions.)

Schedule B
(Form 990, 990-EZ,
or 990-PF)

Department of the Treasury
Internal Revenue Service

Schedule of Contributors

OMB No. 1545-0047

2015

u Attach to Form 990, Form 990-EZ, or Form 990-PF.

u Information about Schedule B (Form 990, 990-EZ, or 990-PF) and its instructions is at www.irs.gov/form990.

Name of the organization

Employer identification number

NEW MEXICO CHRISTIAN CHILDRENS HOME

85-6018576

Organization type (check one):

Filers of:

Section:

Form 990 or 990-EZ

501(c)(3) (enter number) organization

4947(a)(1) nonexempt charitable trust **not** treated as a private foundation

527 political organization

Form 990-PF

501(c)(3) exempt private foundation

4947(a)(1) nonexempt charitable trust treated as a private foundation

501(c)(3) taxable private foundation

Check if your organization is covered by the **General Rule** or a **Special Rule**.

Note. Only a section 501(c)(7), (8), or (10) organization can check boxes for both the General Rule and a Special Rule. See instructions.

General Rule

For an organization filing Form 990, 990-EZ, or 990-PF that received, during the year, contributions totaling \$5,000 or more (in money or property) from any one contributor. Complete Parts I and II. See instructions for determining a contributor's total contributions.

Special Rules

For an organization described in section 501(c)(3) filing Form 990 or 990-EZ that met the 33¹/₃ % support test of the regulations under sections 509(a)(1) and 170(b)(1)(A)(vi), that checked Schedule A (Form 990 or 990-EZ), Part II, line 13, 16a, or 16b, and that received from any one contributor, during the year, total contributions of the greater of (1) \$5,000 or (2) 2% of the amount on (i) Form 990, Part VIII, line 1h, or (ii) Form 990-EZ, line 1. Complete Parts I and II.

For an organization described in section 501(c)(7), (8), or (10) filing Form 990 or 990-EZ that received from any one contributor, during the year, total contributions of more than \$1,000 exclusively for religious, charitable, scientific, literary, or educational purposes, or for the prevention of cruelty to children or animals. Complete Parts I, II, and III.

For an organization described in section 501(c)(7), (8), or (10) filing Form 990 or 990-EZ that received from any one contributor, during the year, contributions exclusively for religious, charitable, etc., purposes, but no such contributions totaled more than \$1,000. If this box is checked, enter here the total contributions that were received during the year for an exclusively religious, charitable, etc., purpose. Do not complete any of the parts unless the **General Rule** applies to this organization because it received nonexclusively religious, charitable, etc., contributions totaling \$5,000 or more during the year ▶ \$

Caution. An organization that is not covered by the General Rule and/or the Special Rules does not file Schedule B (Form 990, 990-EZ, or 990-PF), but it **must** answer "No" on Part IV, line 2, of its Form 990; or check the box on line H of its Form 990-EZ or on its Form 990-PF, Part I, line 2, to certify that it does not meet the filing requirements of Schedule B (Form 990, 990-EZ, or 990-PF).

Name of organization

NEW MEXICO CHRISTIAN CHILDRENS HOME

Employer identification number

85-6018576

Part I Contributors (see instructions). Use duplicate copies of Part I if additional space is needed.

(a) No.	(b) Name, address, and ZIP + 4	(c) Total contributions	(d) Type of contribution
1	\$ 13,500	Person <input checked="" type="checkbox"/> Payroll <input type="checkbox"/> Noncash <input checked="" type="checkbox"/> (Complete Part II for noncash contributions.)
2	\$ 5,000	Person <input checked="" type="checkbox"/> Payroll <input type="checkbox"/> Noncash <input type="checkbox"/> (Complete Part II for noncash contributions.)
3	\$ 5,000	Person <input checked="" type="checkbox"/> Payroll <input type="checkbox"/> Noncash <input type="checkbox"/> (Complete Part II for noncash contributions.)
4	\$ 15,000	Person <input checked="" type="checkbox"/> Payroll <input type="checkbox"/> Noncash <input type="checkbox"/> (Complete Part II for noncash contributions.)
5	\$ 18,000	Person <input checked="" type="checkbox"/> Payroll <input type="checkbox"/> Noncash <input type="checkbox"/> (Complete Part II for noncash contributions.)
6	\$ 15,000	Person <input checked="" type="checkbox"/> Payroll <input type="checkbox"/> Noncash <input type="checkbox"/> (Complete Part II for noncash contributions.)

Name of organization NEW MEXICO CHRISTIAN CHILDRENS HOME	Employer identification number 85-6018576
--	---

Part I Contributors (see instructions). Use duplicate copies of Part I if additional space is needed.

(a) No.	(b) Name, address, and ZIP + 4	(c) Total contributions	(d) Type of contribution
7	\$ 140,000	Person <input checked="" type="checkbox"/> Payroll <input type="checkbox"/> Noncash <input type="checkbox"/> (Complete Part II for noncash contributions.)
8	\$ 5,000	Person <input checked="" type="checkbox"/> Payroll <input type="checkbox"/> Noncash <input type="checkbox"/> (Complete Part II for noncash contributions.)
9	\$ 25,000	Person <input checked="" type="checkbox"/> Payroll <input type="checkbox"/> Noncash <input type="checkbox"/> (Complete Part II for noncash contributions.)
10	\$ 5,000	Person <input checked="" type="checkbox"/> Payroll <input type="checkbox"/> Noncash <input type="checkbox"/> (Complete Part II for noncash contributions.)
11	\$ 5,250	Person <input checked="" type="checkbox"/> Payroll <input type="checkbox"/> Noncash <input type="checkbox"/> (Complete Part II for noncash contributions.)
12	\$ 10,000	Person <input checked="" type="checkbox"/> Payroll <input type="checkbox"/> Noncash <input type="checkbox"/> (Complete Part II for noncash contributions.)

Name of organization NEW MEXICO CHRISTIAN CHILDRENS HOME	Employer identification number 85-6018576
--	---

Part I Contributors (see instructions). Use duplicate copies of Part I if additional space is needed.

(a) No.	(b) Name, address, and ZIP + 4	(c) Total contributions	(d) Type of contribution
13	\$ 348,000	Person <input checked="" type="checkbox"/> Payroll <input type="checkbox"/> Noncash <input type="checkbox"/> (Complete Part II for noncash contributions.)
14	\$ 15,000	Person <input checked="" type="checkbox"/> Payroll <input type="checkbox"/> Noncash <input type="checkbox"/> (Complete Part II for noncash contributions.)
15	\$ 5,000	Person <input checked="" type="checkbox"/> Payroll <input type="checkbox"/> Noncash <input type="checkbox"/> (Complete Part II for noncash contributions.)
16	\$ 6,212	Person <input checked="" type="checkbox"/> Payroll <input type="checkbox"/> Noncash <input type="checkbox"/> (Complete Part II for noncash contributions.)
17	\$ 65,000	Person <input checked="" type="checkbox"/> Payroll <input type="checkbox"/> Noncash <input type="checkbox"/> (Complete Part II for noncash contributions.)
18	\$ 5,000	Person <input checked="" type="checkbox"/> Payroll <input type="checkbox"/> Noncash <input type="checkbox"/> (Complete Part II for noncash contributions.)

Name of organization NEW MEXICO CHRISTIAN CHILDRENS HOME	Employer identification number 85-6018576
--	---

Part I Contributors (see instructions). Use duplicate copies of Part I if additional space is needed.

(a) No.	(b) Name, address, and ZIP + 4	(c) Total contributions	(d) Type of contribution
19	\$ 5,000	Person <input checked="" type="checkbox"/> Payroll <input type="checkbox"/> Noncash <input type="checkbox"/> (Complete Part II for noncash contributions.)
20	\$ 6,000	Person <input checked="" type="checkbox"/> Payroll <input type="checkbox"/> Noncash <input type="checkbox"/> (Complete Part II for noncash contributions.)
21	\$ 10,000	Person <input checked="" type="checkbox"/> Payroll <input type="checkbox"/> Noncash <input type="checkbox"/> (Complete Part II for noncash contributions.)
22	\$ 15,000	Person <input checked="" type="checkbox"/> Payroll <input type="checkbox"/> Noncash <input type="checkbox"/> (Complete Part II for noncash contributions.)
23	\$ 10,000	Person <input checked="" type="checkbox"/> Payroll <input type="checkbox"/> Noncash <input type="checkbox"/> (Complete Part II for noncash contributions.)
24	\$ 33,061	Person <input checked="" type="checkbox"/> Payroll <input type="checkbox"/> Noncash <input type="checkbox"/> (Complete Part II for noncash contributions.)

Name of organization

NEW MEXICO CHRISTIAN CHILDRENS HOME

Employer identification number

85-6018576

Part I Contributors (see instructions). Use duplicate copies of Part I if additional space is needed.

(a) No.	(b) Name, address, and ZIP + 4	(c) Total contributions	(d) Type of contribution
25	\$ 5,000	Person <input checked="" type="checkbox"/> Payroll <input type="checkbox"/> Noncash <input type="checkbox"/> (Complete Part II for noncash contributions.)
26	\$ 5,000	Person <input checked="" type="checkbox"/> Payroll <input type="checkbox"/> Noncash <input type="checkbox"/> (Complete Part II for noncash contributions.)
27	\$ 5,000	Person <input checked="" type="checkbox"/> Payroll <input type="checkbox"/> Noncash <input type="checkbox"/> (Complete Part II for noncash contributions.)
28	\$ 25,000	Person <input checked="" type="checkbox"/> Payroll <input type="checkbox"/> Noncash <input type="checkbox"/> (Complete Part II for noncash contributions.)
29	\$ 5,000	Person <input checked="" type="checkbox"/> Payroll <input type="checkbox"/> Noncash <input type="checkbox"/> (Complete Part II for noncash contributions.)
30	\$ 29,189	Person <input checked="" type="checkbox"/> Payroll <input type="checkbox"/> Noncash <input checked="" type="checkbox"/> (Complete Part II for noncash contributions.)

Name of organization NEW MEXICO CHRISTIAN CHILDRENS HOME	Employer identification number 85-6018576
--	---

Part I Contributors (see instructions). Use duplicate copies of Part I if additional space is needed.

(a) No.	(b) Name, address, and ZIP + 4	(c) Total contributions	(d) Type of contribution
31	\$ 5,000	Person <input checked="" type="checkbox"/> Payroll <input type="checkbox"/> Noncash <input type="checkbox"/> (Complete Part II for noncash contributions.)
32	\$ 8,000	Person <input checked="" type="checkbox"/> Payroll <input type="checkbox"/> Noncash <input type="checkbox"/> (Complete Part II for noncash contributions.)
33	\$ 15,000	Person <input checked="" type="checkbox"/> Payroll <input type="checkbox"/> Noncash <input type="checkbox"/> (Complete Part II for noncash contributions.)
34	\$ 50,000	Person <input checked="" type="checkbox"/> Payroll <input type="checkbox"/> Noncash <input type="checkbox"/> (Complete Part II for noncash contributions.)
35	\$ 10,000	Person <input checked="" type="checkbox"/> Payroll <input type="checkbox"/> Noncash <input type="checkbox"/> (Complete Part II for noncash contributions.)
36	\$ 14,400	Person <input checked="" type="checkbox"/> Payroll <input type="checkbox"/> Noncash <input type="checkbox"/> (Complete Part II for noncash contributions.)

Name of organization NEW MEXICO CHRISTIAN CHILDRENS HOME	Employer identification number 85-6018576
--	---

Part I Contributors (see instructions). Use duplicate copies of Part I if additional space is needed.

(a) No.	(b) Name, address, and ZIP + 4	(c) Total contributions	(d) Type of contribution
37	\$ 5,000	Person <input checked="" type="checkbox"/> Payroll <input type="checkbox"/> Noncash <input type="checkbox"/> (Complete Part II for noncash contributions.)
38	\$ 5,000	Person <input checked="" type="checkbox"/> Payroll <input type="checkbox"/> Noncash <input type="checkbox"/> (Complete Part II for noncash contributions.)
39	\$ 10,000	Person <input checked="" type="checkbox"/> Payroll <input type="checkbox"/> Noncash <input type="checkbox"/> (Complete Part II for noncash contributions.)
40	\$ 75,000	Person <input checked="" type="checkbox"/> Payroll <input type="checkbox"/> Noncash <input type="checkbox"/> (Complete Part II for noncash contributions.)
41	\$ 100,836	Person <input checked="" type="checkbox"/> Payroll <input type="checkbox"/> Noncash <input type="checkbox"/> (Complete Part II for noncash contributions.)
42	\$ 10,000	Person <input checked="" type="checkbox"/> Payroll <input type="checkbox"/> Noncash <input type="checkbox"/> (Complete Part II for noncash contributions.)

Name of organization NEW MEXICO CHRISTIAN CHILDRENS HOME	Employer identification number 85-6018576
--	---

Part I Contributors (see instructions). Use duplicate copies of Part I if additional space is needed.

(a) No.	(b) Name, address, and ZIP + 4	(c) Total contributions	(d) Type of contribution
43		\$ 20,000	Person <input checked="" type="checkbox"/> Payroll <input type="checkbox"/> Noncash <input type="checkbox"/> (Complete Part II for noncash contributions.)
44		\$ 80,500	Person <input checked="" type="checkbox"/> Payroll <input type="checkbox"/> Noncash <input type="checkbox"/> (Complete Part II for noncash contributions.)
45		\$ 5,000	Person <input checked="" type="checkbox"/> Payroll <input type="checkbox"/> Noncash <input type="checkbox"/> (Complete Part II for noncash contributions.)
46		\$ 5,000	Person <input checked="" type="checkbox"/> Payroll <input type="checkbox"/> Noncash <input type="checkbox"/> (Complete Part II for noncash contributions.)
47		\$ 12,000	Person <input checked="" type="checkbox"/> Payroll <input type="checkbox"/> Noncash <input type="checkbox"/> (Complete Part II for noncash contributions.)
48		\$ 5,000	Person <input checked="" type="checkbox"/> Payroll <input type="checkbox"/> Noncash <input type="checkbox"/> (Complete Part II for noncash contributions.)

Name of organization

NEW MEXICO CHRISTIAN CHILDRENS HOME

Employer identification number

85-6018576

Part I Contributors (see instructions). Use duplicate copies of Part I if additional space is needed.

(a) No.	(b) Name, address, and ZIP + 4	(c) Total contributions	(d) Type of contribution
49	\$ 15,750	Person <input checked="" type="checkbox"/> Payroll <input type="checkbox"/> Noncash <input type="checkbox"/> (Complete Part II for noncash contributions.)
50	\$ 5,000	Person <input checked="" type="checkbox"/> Payroll <input type="checkbox"/> Noncash <input type="checkbox"/> (Complete Part II for noncash contributions.)
51	\$ 5,000	Person <input checked="" type="checkbox"/> Payroll <input type="checkbox"/> Noncash <input type="checkbox"/> (Complete Part II for noncash contributions.)
52	\$ 10,000	Person <input checked="" type="checkbox"/> Payroll <input type="checkbox"/> Noncash <input type="checkbox"/> (Complete Part II for noncash contributions.)
53	\$ 5,000	Person <input checked="" type="checkbox"/> Payroll <input type="checkbox"/> Noncash <input type="checkbox"/> (Complete Part II for noncash contributions.)
54	\$ 5,000	Person <input checked="" type="checkbox"/> Payroll <input type="checkbox"/> Noncash <input type="checkbox"/> (Complete Part II for noncash contributions.)

Name of organization NEW MEXICO CHRISTIAN CHILDRENS HOME	Employer identification number 85-6018576
--	---

Part I Contributors (see instructions). Use duplicate copies of Part I if additional space is needed.

(a) No.	(b) Name, address, and ZIP + 4	(c) Total contributions	(d) Type of contribution
55	\$ 5,000	Person <input checked="" type="checkbox"/> Payroll <input type="checkbox"/> Noncash <input type="checkbox"/> (Complete Part II for noncash contributions.)
56	\$ 5,000	Person <input checked="" type="checkbox"/> Payroll <input type="checkbox"/> Noncash <input type="checkbox"/> (Complete Part II for noncash contributions.)
57	\$ 6,480	Person <input type="checkbox"/> Payroll <input type="checkbox"/> Noncash <input checked="" type="checkbox"/> (Complete Part II for noncash contributions.)
58	\$ 5,000	Person <input checked="" type="checkbox"/> Payroll <input type="checkbox"/> Noncash <input type="checkbox"/> (Complete Part II for noncash contributions.)
59	\$ 5,500	Person <input checked="" type="checkbox"/> Payroll <input type="checkbox"/> Noncash <input type="checkbox"/> (Complete Part II for noncash contributions.)
60	\$ 50,000	Person <input checked="" type="checkbox"/> Payroll <input type="checkbox"/> Noncash <input type="checkbox"/> (Complete Part II for noncash contributions.)

Name of organization NEW MEXICO CHRISTIAN CHILDRENS HOME	Employer identification number 85-6018576
--	---

Part I Contributors (see instructions). Use duplicate copies of Part I if additional space is needed.

(a) No.	(b) Name, address, and ZIP + 4	(c) Total contributions	(d) Type of contribution
61	\$ 60,000	Person <input checked="" type="checkbox"/> Payroll <input type="checkbox"/> Noncash <input type="checkbox"/> (Complete Part II for noncash contributions.)
.....	\$	Person <input type="checkbox"/> Payroll <input type="checkbox"/> Noncash <input type="checkbox"/> (Complete Part II for noncash contributions.)
.....	\$	Person <input type="checkbox"/> Payroll <input type="checkbox"/> Noncash <input type="checkbox"/> (Complete Part II for noncash contributions.)
.....	\$	Person <input type="checkbox"/> Payroll <input type="checkbox"/> Noncash <input type="checkbox"/> (Complete Part II for noncash contributions.)
.....	\$	Person <input type="checkbox"/> Payroll <input type="checkbox"/> Noncash <input type="checkbox"/> (Complete Part II for noncash contributions.)
.....	\$	Person <input type="checkbox"/> Payroll <input type="checkbox"/> Noncash <input type="checkbox"/> (Complete Part II for noncash contributions.)
.....	\$	Person <input type="checkbox"/> Payroll <input type="checkbox"/> Noncash <input type="checkbox"/> (Complete Part II for noncash contributions.)

Name of organization NEW MEXICO CHRISTIAN CHILDRENS HOME	Employer identification number 85-6018576
--	---

Part II Noncash Property (see instructions). Use duplicate copies of Part II if additional space is needed.

(a) No. from Part I	(b) Description of noncash property given	(c) FMV (or estimate) (see instructions)	(d) Date received
1	GROCERIES	\$ 1,500	11/24/15
30	CLOTHING	\$ 5,389	05/27/16
57	SOFA, PILLOWS, BEDS, DECOR, HOUS	\$ 6,480	09/21/15
		\$	
		\$	
		\$	
		\$	

SCHEDULE D (Form 990)

Department of the Treasury Internal Revenue Service

Supplemental Financial Statements

u Complete if the organization answered "Yes" on Form 990, Part IV, line 6, 7, 8, 9, 10, 11a, 11b, 11c, 11d, 11e, 11f, 12a, or 12b. u Attach to Form 990.

u Information about Schedule D (Form 990) and its instructions is at www.irs.gov/form990.

OMB No. 1545-0047

2015

Open to Public Inspection

Name of the organization

Employer identification number

NEW MEXICO CHRISTIAN CHILDRENS HOME

85-6018576

Part I Organizations Maintaining Donor Advised Funds or Other Similar Funds or Accounts.

Complete if the organization answered "Yes" on Form 990, Part IV, line 6.

Table with 2 columns: (a) Donor advised funds, (b) Funds and other accounts. Rows include: 1 Total number at end of year, 2 Aggregate value of contributions to (during year), 3 Aggregate value of grants from (during year), 4 Aggregate value at end of year, 5 Did the organization inform all donors... Yes No, 6 Did the organization inform all grantees... Yes No.

Part II Conservation Easements.

Complete if the organization answered "Yes" on Form 990, Part IV, line 7.

Table with 2 columns: Description, Held at the End of the Tax Year. Rows include: 1 Purpose(s) of conservation easements, 2 Complete lines 2a through 2d if the organization held a qualified conservation contribution, 3 Number of conservation easements modified, 4 Number of states where property subject to conservation easement is located, 5 Does the organization have a written policy regarding the periodic monitoring, 6 Staff and volunteer hours devoted to monitoring, 7 Amount of expenses incurred in monitoring, 8 Does each conservation easement reported on line 2(d) above satisfy the requirements of section 170(h)(4)(B)(i) and section 170(h)(4)(B)(ii)?, 9 In Part XIII, describe how the organization reports conservation easements in its revenue and expense statement, and balance sheet, and include, if applicable, the text of the footnote to the organization's financial statements that describes the organization's accounting for conservation easements.

Part III Organizations Maintaining Collections of Art, Historical Treasures, or Other Similar Assets.

Complete if the organization answered "Yes" on Form 990, Part IV, line 8.

Table with 2 columns: Description, Amount. Rows include: 1a If the organization elected, as permitted under SFAS 116 (ASC 958), not to report in its revenue statement and balance sheet works of art, historical treasures, or other similar assets held for public exhibition, education, or research in furtherance of public service, provide, in Part XIII, the text of the footnote to its financial statements that describes these items. b If the organization elected, as permitted under SFAS 116 (ASC 958), to report in its revenue statement and balance sheet works of art, historical treasures, or other similar assets held for public exhibition, education, or research in furtherance of public service, provide the following amounts relating to these items: (i) Revenue included on Form 990, Part VIII, line 1 u \$, (ii) Assets included in Form 990, Part X u \$. 2 If the organization received or held works of art, historical treasures, or other similar assets for financial gain, provide the following amounts required to be reported under SFAS 116 (ASC 958) relating to these items: a Revenue included on Form 990, Part VIII, line 1 u \$, b Assets included in Form 990, Part X u \$.

Part III Organizations Maintaining Collections of Art, Historical Treasures, or Other Similar Assets (continued)

3 Using the organization's acquisition, accession, and other records, check any of the following that are a significant use of its collection items (check all that apply):

- a Public exhibition
- b Scholarly research
- c Preservation for future generations
- d Loan or exchange programs
- e Other

4 Provide a description of the organization's collections and explain how they further the organization's exempt purpose in Part XIII.

5 During the year, did the organization solicit or receive donations of art, historical treasures, or other similar assets to be sold to raise funds rather than to be maintained as part of the organization's collection? Yes No

Part IV Escrow and Custodial Arrangements.

Complete if the organization answered "Yes" on Form 990, Part IV, line 9, or reported an amount on Form 990, Part X, line 21.

1a Is the organization an agent, trustee, custodian or other intermediary for contributions or other assets not included on Form 990, Part X? Yes No

b If "Yes," explain the arrangement in Part XIII and complete the following table:

- c Beginning balance
- d Additions during the year
- e Distributions during the year
- f Ending balance

	Amount
1c	
1d	
1e	
1f	

2a Did the organization include an amount on Form 990, Part X, line 21, for escrow or custodial account liability? Yes No

b If "Yes," explain the arrangement in Part XIII. Check here if the explanation has been provided on Part XIII

Part V Endowment Funds.

Complete if the organization answered "Yes" on Form 990, Part IV, line 10.

	(a) Current year	(b) Prior year	(c) Two years back	(d) Three years back	(e) Four years back
1a Beginning of year balance					
b Contributions					
c Net investment earnings, gains, and losses					
d Grants or scholarships					
e Other expenditures for facilities and programs					
f Administrative expenses					
g End of year balance					

2 Provide the estimated percentage of the current year end balance (line 1g, column (a)) held as:

- a Board designated or quasi-endowment **u**
 - b Permanent endowment **u**
 - c Temporarily restricted endowment **u**
- The percentages on lines 2a, 2b, and 2c should equal 100%.

3a Are there endowment funds not in the possession of the organization that are held and administered for the organization by:

- (i) unrelated organizations
- (ii) related organizations

	Yes	No
3a(i)		
3a(ii)		
3b		

b If "Yes" on line 3a(ii), are the related organizations listed as required on Schedule R?

4 Describe in Part XIII the intended uses of the organization's endowment funds.

Part VI Land, Buildings, and Equipment.

Complete if the organization answered "Yes" on Form 990, Part IV, line 11a. See Form 990, Part X, line 10.

Description of property	(a) Cost or other basis (investment)	(b) Cost or other basis (other)	(c) Accumulated depreciation	(d) Book value
1a Land		779,042		779,042
b Buildings		8,593,241	2,730,198	5,863,043
c Leasehold improvements		658,721	598,471	60,250
d Equipment		969,801	848,662	121,139
e Other		872,169	790,120	82,049
Total. Add lines 1a through 1e. (Column (d) must equal Form 990, Part X, column (B), line 10c.)		u		6,905,523

Part VII Investments—Other Securities.

Complete if the organization answered "Yes" on Form 990, Part IV, line 11b. See Form 990, Part X, line 12.

(a) Description of security or category (including name of security)	(b) Book value	(c) Method of valuation: Cost or end-of-year market value
(1) Financial derivatives		
(2) Closely-held equity interests		
(3) Other		
(A)		
(B)		
(C)		
(D)		
(E)		
(F)		
(G)		
(H)		
Total. (Column (b) must equal Form 990, Part X, col. (B) line 12.) u		

Part VIII Investments—Program Related.

Complete if the organization answered "Yes" on Form 990, Part IV, line 11c. See Form 990, Part X, line 13.

(a) Description of investment	(b) Book value	(c) Method of valuation: Cost or end-of-year market value
(1)		
(2)		
(3)		
(4)		
(5)		
(6)		
(7)		
(8)		
(9)		
Total. (Column (b) must equal Form 990, Part X, col. (B) line 13.) u		

Part IX Other Assets.

Complete if the organization answered "Yes" on Form 990, Part IV, line 11d. See Form 990, Part X, line 15.

(a) Description	(b) Book value
(1) BENEFICIAL INTEREST IN PERPETUAL TRU	1,866,252
(2)	
(3)	
(4)	
(5)	
(6)	
(7)	
(8)	
(9)	
Total. (Column (b) must equal Form 990, Part X, col. (B) line 15.) u	1,866,252

Part X Other Liabilities.

Complete if the organization answered "Yes" on Form 990, Part IV, line 11e or 11f. See Form 990, Part X, line 25.

1. (a) Description of liability	(b) Book value
(1) Federal income taxes	
(2)	
(3)	
(4)	
(5)	
(6)	
(7)	
(8)	
(9)	
Total. (Column (b) must equal Form 990, Part X, col. (B) line 25.) u	

2. Liability for uncertain tax positions. In Part XIII, provide the text of the footnote to the organization's financial statements that reports the organization's liability for uncertain tax positions under FIN 48 (ASC 740). Check here if the text of the footnote has been provided in Part XIII

Part XI Reconciliation of Revenue per Audited Financial Statements With Revenue per Return.

Complete if the organization answered "Yes" on Form 990, Part IV, line 12a.

1	Total revenue, gains, and other support per audited financial statements		1	3,785,984
2	Amounts included on line 1 but not on Form 990, Part VIII, line 12:			
a	Net unrealized gains (losses) on investments	2a	-650,774	
b	Donated services and use of facilities	2b		
c	Recoveries of prior year grants	2c		
d	Other (Describe in Part XIII.)	2d	-105,318	
e	Add lines 2a through 2d	2e	-756,092	
3	Subtract line 2e from line 1	3	4,542,076	
4	Amounts included on Form 990, Part VIII, line 12, but not on line 1:			
a	Investment expenses not included on Form 990, Part VIII, line 7b	4a		
b	Other (Describe in Part XIII.)	4b	47	
c	Add lines 4a and 4b	4c	47	
5	Total revenue. Add lines 3 and 4c. (This must equal Form 990, Part I, line 12.)	5	4,542,123	

Part XII Reconciliation of Expenses per Audited Financial Statements With Expenses per Return.

Complete if the organization answered "Yes" on Form 990, Part IV, line 12a.

1	Total expenses and losses per audited financial statements		1	3,311,990
2	Amounts included on line 1 but not on Form 990, Part IX, line 25:			
a	Donated services and use of facilities	2a		
b	Prior year adjustments	2b		
c	Other losses	2c		
d	Other (Describe in Part XIII.)	2d		
e	Add lines 2a through 2d	2e		
3	Subtract line 2e from line 1	3	3,311,990	
4	Amounts included on Form 990, Part IX, line 25, but not on line 1:			
a	Investment expenses not included on Form 990, Part VIII, line 7b	4a		
b	Other (Describe in Part XIII.)	4b	47	
c	Add lines 4a and 4b	4c	47	
5	Total expenses. Add lines 3 and 4c. (This must equal Form 990, Part I, line 18.)	5	3,312,037	

Part XIII Supplemental Information.

Provide the descriptions required for Part II, lines 3, 5, and 9; Part III, lines 1a and 4; Part IV, lines 1b and 2b; Part V, line 4; Part X, line 2; Part XI, lines 2d and 4b; and Part XII, lines 2d and 4b. Also complete this part to provide any additional information.

PART X - FIN 48 FOOTNOTE

THE HOME IS A NOT-FOR-PROFIT ORGANIZATION THAT IS EXEMPT FROM FEDERAL INCOME TAXES UNDER SECTION 501(C)(3) OF THE INTERNAL REVENUE CODE AND, ACCORDINGLY, NO PROVISION FOR INCOME TAXES IS INCLUDED IN THE FINANCIAL STATEMENTS. THE HOME HAS ALSO BEEN CLASSIFIED AS AN ENTITY THAT IS NOT A PRIVATE FOUNDATION WITHIN THE MEANING OF SECTION 509(A) AND QUALIFIES FOR DEDUCTIBLE CONTRIBUTIONS AS PROVIDED IN SECTION 170(B)(1)(A)(VI).

INCOME TAX BENEFITS ARE RECOGNIZED FOR INCOME TAX POSITIONS TAKEN, OR EXPECTED TO BE TAKEN, IN A TAX RETURN ONLY WHEN IT IS DETERMINED THAT THE INCOME TAX POSITION WILL MORE LIKELY THAN NOT BE SUSTAINED UPON EXAMINATION BY TAXING AUTHORITIES. THE HOME HAS ANALYZED ITS TAX POSITIONS TAKEN FOR

Part XIII Supplemental Information (continued)

FILINGS WITH THE INTERNAL REVENUE SERVICE AND BELIEVES THAT ITS INCOME TAX FILING POSITIONS WILL BE SUSTAINED UPON EXAMINATION AND DOES NOT ANTICIPATE ANY ADJUSTMENTS THAT WOULD RESULT IN A MATERIAL ADVERSE EFFECT ON THE HOME'S FINANCIAL CONDITION, RESULTS OF OPERATIONS, OR CASH FLOWS.

AS OF JUNE 30, 2016, THE HOME HAS ACCRUED NO INTEREST AND NO PENALTIES RELATED TO UNCERTAIN TAX POSITIONS. IT IS THE HOME'S POLICY TO RECOGNIZE INTEREST AND/OR PENALTIES RELATED TO INCOME TAX MATTERS IN INCOME TAX EXPENSE. THE HOME IS NOT UNDER EXAMINATION FOR THE OPEN TAX YEARS OF 2013, 2014 AND 2015.

THE HOME IS A PARTNER IN TWO PARTNERSHIPS WHICH ARE SUBJECT TO TAX ON UNRELATED BUSINESS INCOME. AT JUNE 30, 2016, THE HOME GENERATED AN IMMATERIAL TAX LIABILITY ON THIS UNRELATED BUSINESS ACTIVITY. DUE TO THE IMMATERIALITY OF THIS LIABILITY, NO ACCRUAL WAS MADE. THE HOME BELIEVES THAT IT HAS APPROPRIATE SUPPORT FOR ANY TAX POSITIONS TAKEN, AND AS SUCH, DOES NOT HAVE ANY UNCERTAIN TAX POSITIONS THAT ARE MATERIAL TO THE FINANCIAL STATEMENTS.

PART XI, LINE 2D - REVENUE AMOUNTS INCLUDED IN FINANCIALS - OTHER	
NET CHANGE IN BENEFICIAL INTEREST IN PERPETUAL TRUST	\$ -102,373
CHANGE IN VALUE OF SPLIT INTEREST AGREEMENTS	\$ -2,945

PART XI, LINE 4B - REVENUE AMOUNTS INCLUDED ON RETURN - OTHER	
K-1 EXPENSE DIFFERENCES	\$ 47

PART XII, LINE 4B - EXPENSE AMOUNTS INCLUDED ON RETURN - OTHER

Part XIII Supplemental Information (continued)

K-1 EXPENSE DIFFERENCES

\$

47

**SCHEDULE G
(Form 990 or 990-EZ)**

Supplemental Information Regarding Fundraising or Gaming Activities

OMB No. 1545-0047

2015

Department of the Treasury
Internal Revenue Service

Complete if the organization answered "Yes" on Form 990, Part IV, lines 17, 18, or 19, or if the organization entered more than \$15,000 on Form 990-EZ, line 6a.

U Attach to Form 990 or Form 990-EZ.

U Information about Schedule G (Form 990 or 990-EZ) and its instructions is at www.irs.gov/form990.

Open to Public Inspection

Name of the organization

NEW MEXICO CHRISTIAN CHILDRENS HOME

Employer identification number

85-6018576

Part I Fundraising Activities. Complete if the organization answered "Yes" on Form 990, Part IV, line 17. Form 990-EZ filers are not required to complete this part.

1 Indicate whether the organization raised funds through any of the following activities. Check all that apply.

- a Mail solicitations
- b Internet and email solicitations
- c Phone solicitations
- d In-person solicitations
- e Solicitation of non-government grants
- f Solicitation of government grants
- g Special fundraising events

2a Did the organization have a written or oral agreement with any individual (including officers, directors, trustees or key employees listed in Form 990, Part VII) or entity in connection with professional fundraising services? Yes No

b If "Yes," list the ten highest paid individuals or entities (fundraisers) pursuant to agreements under which the fundraiser is to be compensated at least \$5,000 by the organization.

(i) Name and address of individual or entity (fundraiser)	(ii) Activity	(iii) Did fundraiser have custody or control of contributions?		(iv) Gross receipts from activity	(v) Amount paid to (or retained by) fundraiser listed in col. (i)	(vi) Amount paid to (or retained by) organization
		Yes	No			
1						
2						
3						
4						
5						
6						
7						
8						
9						
10						
Total						

3 List all states in which the organization is registered or licensed to solicit contributions or has been notified it is exempt from registration or licensing.

.....

.....

.....

.....

Part II Fundraising Events. Complete if the organization answered "Yes" on Form 990, Part IV, line 18, or reported more than \$15,000 of fundraising event contributions and gross income on Form 990-EZ, lines 1 and 6b. List events with gross receipts greater than \$5,000.

		(a) Event #1	(b) Event #2	(c) Other events	(d) Total events
		GOLF TOURNAMENT (event type)	(event type)	NONE (total number)	(add col. (a) through col. (c))
Revenue	1 Gross receipts	33,889			33,889
	2 Less: Contributions	17,389			17,389
	3 Gross income (line 1 minus line 2)	16,500			16,500
Direct Expenses	4 Cash prizes				
	5 Noncash prizes				
	6 Rent/facility costs				
	7 Food and beverages				
	8 Entertainment				
	9 Other direct expenses	15,949			15,949
	10 Direct expense summary. Add lines 4 through 9 in column (d)				15,949
11 Net income summary. Subtract line 10 from line 3, column (d)				551	

Part III Gaming. Complete if the organization answered "Yes" on Form 990, Part IV, line 19, or reported more than \$15,000 on Form 990-EZ, line 6a.

		(a) Bingo	(b) Pull tabs/instant bingo/progressive bingo	(c) Other gaming	(d) Total gaming (add col. (a) through col. (c))
Revenue	1 Gross revenue				
Direct Expenses	2 Cash prizes				
	3 Noncash prizes				
	4 Rent/facility costs				
	5 Other direct expenses				
	6 Volunteer labor	<input type="checkbox"/> Yes % <input type="checkbox"/> No	<input type="checkbox"/> Yes % <input type="checkbox"/> No	<input type="checkbox"/> Yes % <input type="checkbox"/> No	
	7 Direct expense summary. Add lines 2 through 5 in column (d)				
	8 Net gaming income summary. Subtract line 7 from line 1, column (d)				

9 Enter the state(s) in which the organization conducts gaming activities: _____
a Is the organization licensed to conduct gaming activities in each of these states? Yes No

b If "No," explain: _____

10a Were any of the organization's gaming licenses revoked, suspended or terminated during the tax year? Yes No

b If "Yes," explain: _____

11 Does the organization conduct gaming activities with nonmembers? Yes No

12 Is the organization a grantor, beneficiary or trustee of a trust or a member of a partnership or other entity formed to administer charitable gaming? Yes No

13 Indicate the percentage of gaming activity conducted in:
a The organization's facility 13a %
b An outside facility 13b %

14 Enter the name and address of the person who prepares the organization's gaming/special events books and records:
Name u
Address u

15a Does the organization have a contract with a third party from whom the organization receives gaming revenue? Yes No

b If "Yes," enter the amount of gaming revenue received by the organization u \$ and the amount of gaming revenue retained by the third party u \$

c If "Yes," enter name and address of the third party:
Name u
Address u

16 Gaming manager information:
Name u
Gaming manager compensation u \$
Description of services provided u
 Director/officer Employee Independent contractor

17 Mandatory distributions:
a Is the organization required under state law to make charitable distributions from the gaming proceeds to retain the state gaming license? Yes No
b Enter the amount of distributions required under state law to be distributed to other exempt organizations or spent in the organization's own exempt activities during the tax year u \$

Part IV Supplemental Information. Provide the explanations required by Part I, line 2b, columns (iii) and (v); and Part III, lines 9, 9b, 10b, 15b, 15c, 16, and 17b, as applicable. Also provide any additional information (see instructions).

**SCHEDULE I
(Form 990)**

Department of the Treasury
Internal Revenue Service

**Grants and Other Assistance to Organizations,
Governments, and Individuals in the United States**
Complete if the organization answered "Yes" on Form 990, Part IV, line 21 or 22.

u Attach to Form 990.

u Information about Schedule I (Form 990) and its instructions is at www.irs.gov/form990.

OMB No. 1545-0047

2015

**Open to Public
Inspection**

Name of the organization

NEW MEXICO CHRISTIAN CHILDRENS HOME

Employer identification number

85-6018576

Part I General Information on Grants and Assistance

- 1 Does the organization maintain records to substantiate the amount of the grants or assistance, the grantees' eligibility for the grants or assistance, and the selection criteria used to award the grants or assistance? Yes No
- 2 Describe in Part IV the organization's procedures for monitoring the use of grant funds in the United States.

Part II Grants and Other Assistance to Domestic Organizations and Domestic Governments. Complete if the organization answered "Yes" on Form 990, Part IV, line 21, for any recipient that received more than \$5,000. Part II can be duplicated if additional space is needed.

1	(a) Name and address of organization or government	(b) EIN	(c) IRC section if applicable	(d) Amount of cash grant	(e) Amount of non-cash assistance	(f) Method of valuation (book, FMV, appraisal, other)	(g) Description of non-cash assistance	(h) Purpose of grant or assistance
(1)								
(2)								
(3)								
(4)								
(5)								
(6)								
(7)								
(8)								
(9)								

- 2 Enter total number of section 501(c)(3) and government organizations listed in the line 1 table **u**
- 3 Enter total number of other organizations listed in the line 1 table **u**

Part III Grants and Other Assistance to Domestic Individuals. Complete if the organization answered "Yes" on Form 990, Part IV, line 22.

Part III can be duplicated if additional space is needed.

(a) Type of grant or assistance	(b) Number of recipients	(c) Amount of cash grant	(d) Amount of non-cash assistance	(e) Method of valuation (book, FMV, appraisal, other)	(f) Description of non-cash assistance
1 SCHOLARSHIP	13	24,854			
2					
3					
4					
5					
6					
7					

Part IV Supplemental Information. Provide the information required in Part I, line 2, Part III, column (b), and any other additional information.

PART IV - ADDITIONAL INFORMATION

CHILDREN OF EMPLOYEES WHO HAVE WORKED AT THE HOME FOR TWO THAN YEARS, AND CHILDREN WHO ARE IN OUR PROGRAM FOR TWO OR MORE YEARS, ARE ELIGIBLE FOR COLLEGE SCHOLARSHIPS. SCHOLARSHIPS ARE AWARDED ON A SEMESTER BASIS FOR UP TO EIGHT SEMESTERS, CONTINGENT UPON MAINTAINING A PLAN OF STUDY AND REQUIRED GPA. NOMINALLY, CHILDREN OF EMPLOYEES RECEIVE \$800 PER SEMESTER, PROGRAM CHILDREN RECEIVE \$2500 PER SEMESTER. SOME ALLOWANCES ARE MADE ON A CASE BY CASE BASIS FOR ADDITIONAL EXPENSES IN PARTICULAR FIELDS OF STUDY.

SCHEDULE L
(Form 990 or 990-EZ)

Transactions With Interested Persons

u Complete if the organization answered "Yes" on Form 990, Part IV, line 25a, 25b, 26, 27, 28a, 28b, or 28c, or Form 990-EZ, Part V, line 38a or 40b.

u Attach to Form 990 or Form 990-EZ.

u Information about Schedule L (Form 990 or 990-EZ) and its instructions is at www.irs.gov/form990.

2015

Open To Public Inspection

Department of the Treasury
Internal Revenue Service

Name of the organization

NEW MEXICO CHRISTIAN CHILDRENS HOME

Employer identification number

85-6018576

Part I Excess Benefit Transactions (section 501(c)(3), section 501(c)(4), and 501(c)(29) organizations only).

Complete if the organization answered "Yes" on Form 990, Part IV, line 25a or 25b, or Form 990-EZ, Part V, line 40b.

1	(a) Name of disqualified person	(b) Relationship between disqualified person and organization	(c) Description of transaction	(d) Corrected?	
				Yes	No
(1)					
(2)					
(3)					
(4)					
(5)					
(6)					

- 2 Enter the amount of tax incurred by the organization managers or disqualified persons during the year under section 4958 **u** \$ _____
- 3 Enter the amount of tax, if any, on line 2, above, reimbursed by the organization **u** \$ _____

Part II Loans to and/or From Interested Persons.

Complete if the organization answered "Yes" on Form 990-EZ, Part V, line 38a or Form 990, Part IV, line 26; or if the organization reported an amount on Form 990, Part X, line 5, 6, or 22.

(a) Name of interested person	(b) Relationship with organization	(c) Purpose of loan	(d) Loan to or from the org.?		(e) Original principal amount	(f) Balance due	(g) In default?		(h) Approved by board or committee?		(i) Written agreement?	
			To	From			Yes	No	Yes	No	Yes	No
(1)												
(2)												
(3)												
(4)												
(5)												
(6)												
(7)												
(8)												
(9)												
(10)												

Total **u** \$ _____

Part III Grants or Assistance Benefiting Interested Persons.

Complete if the organization answered "Yes" on Form 990, Part IV, line 27.

(a) Name of interested person	(b) Relationship between interested person and the organization	(c) Amount of assistance	(d) Type of assistance	(e) Purpose of assistance
(1)				
(2)				
(3)				
(4)				
(5)				
(6)				
(7)				
(8)				
(9)				
(10)				

**SCHEDULE M
(Form 990)**

Noncash Contributions

OMB No. 1545-0047

2015

**Open To Public
Inspection**

Department of the Treasury
Internal Revenue Service

u Complete if the organizations answered "Yes" on Form 990, Part IV, lines 29 or 30.

u Attach to Form 990.

u Information about Schedule M (Form 990) and its instructions is at www.irs.gov/form990.

Name of the organization

NEW MEXICO CHRISTIAN CHILDRENS HOME

Employer identification number

85-6018576

Part I Types of Property

	(a) Check if applicable	(b) Number of contributions or items contributed	(c) Noncash contribution amounts reported on Form 990, Part VIII, line 1g	(d) Method of determining noncash contribution amounts
1 Art — Works of art				
2 Art — Historical treasures				
3 Art — Fractional interests				
4 Books and publications				
5 Clothing and household goods	X		21,500	DONOR VALUE
6 Cars and other vehicles				
7 Boats and planes				
8 Intellectual property				
9 Securities — Publicly traded				
10 Securities — Closely held stock				
11 Securities — Partnership, LLC, or trust interests				
12 Securities — Miscellaneous				
13 Qualified conservation contribution — Historic structures				
14 Qualified conservation contribution — Other				
15 Real estate — Residential				
16 Real estate — Commercial				
17 Real estate — Other				
18 Collectibles				
19 Food inventory	X	1	209,043	DONOR VALUE
20 Drugs and medical supplies				
21 Taxidermy				
22 Historical artifacts				
23 Scientific specimens				
24 Archeological artifacts				
25 Other u (LIVESTOCK)	X	1	7,500	DONOR VALUE
26 Other u (MISCELLANEOUS)	X	1	41,381	DONOR VALUE
27 Other u (EQUIPMENT)	X	1	4,345	DONOR VALUE
28 Other u ()				

29 Number of Forms 8283 received by the organization during the tax year for contributions for which the organization completed Form 8283, Part IV, Donee Acknowledgement **29**

	Yes	No
30a During the year, did the organization receive by contribution any property reported in Part I, lines 1 through 28, that it must hold for at least three years from the date of the initial contribution, and which is not required to be used for exempt purposes for the entire holding period?		X
b If "Yes," describe the arrangement in Part II.		
31 Does the organization have a gift acceptance policy that requires the review of any non-standard contributions?		X
32a Does the organization hire or use third parties or related organizations to solicit, process, or sell noncash contributions?		X
b If "Yes," describe in Part II.		
33 If the organization did not report an amount in column (c) for a type of property for which column (a) is checked, describe in Part II.		

Part II **Supplemental Information.** Provide the information required by Part I, lines 30b, 32b, and 33, and whether the organization is reporting in Part I, column (b), the number of contributions, the number of items received, or a combination of both. Also complete this part for any additional information.

Dotted lines for supplemental information.

SCHEDULE O
(Form 990 or 990-EZ)Department of the Treasury
Internal Revenue Service

Name of the organization

Supplemental Information to Form 990 or 990-EZComplete to provide information for responses to specific questions on
Form 990 or 990-EZ or to provide any additional information.

u Attach to Form 990 or 990-EZ.

u Information about Schedule O (Form 990 or 990-EZ) and its instructions is at www.irs.gov/form990.

OMB No. 1545-0047

2015**Open to Public
Inspection****NEW MEXICO CHRISTIAN CHILDRENS HOME**

Employer identification number

85-6018576

FORM 990, PART VI, LINE 11B - ORGANIZATION'S PROCESS TO REVIEW FORM 990
DUE TO TIMING CONSTRAINTS, THE FORM 990 WILL NOT BE REVIEWED BY THE BOARD
OF DIRECTORS UNTIL AFTER THE FORM 990 HAS ALREADY BEEN FILED. IT WILL BE
REVIEWED AT THE NEXT REGULARLY SCHEDULED BOARD MEETING.

FORM 990, PART VI, LINE 15A - COMPENSATION PROCESS FOR TOP OFFICIAL
BOARD MEMBERS ARE NOT COMPENSATED FOR THEIR SERVICE. THE COMPENSATION FOR
THE EXECUTIVE DIRECTOR IS DETERMINED BY THE BOARD OF DIRECTORS, OF WHICH
THE EXECUTIVE DIRECTOR IS NOT A VOTING MEMBER.

FORM 990, PART VI, LINE 15B - COMPENSATION PROCESS FOR OFFICERS
THE COMPENSATION FOR THE KEY EMPLOYEES IS DETERMINED BY THE BOARD OF
DIRECTORS.

FORM 990, PART VI, LINE 19 - GOVERNING DOCUMENTS DISCLOSURE EXPLANATION
DOCUMENTS ARE MADE AVAILABLE TO THE PUBLIC UPON REQUEST AND AVAILABLE
THROUGH THE ATTORNEY GENERAL OF NEW MEXICO WEBSITE. 990 IS ALSO AVAILABLE
THROUGH NON-PROFIT WATCH SITES SUCH AS GUIDESTAR.ORG

FORM 990, PART XI, LINE 9 - OTHER CHANGES IN NET ASSETS EXPLANATION	
NET CHANGE IN BENEFICIAL INTEREST IN PERPETUAL TRUST	\$ -102,373
CHANGE IN VALUE OF SPLIT INTEREST AGREEMENTS	\$ -2,945
K-1 EXPENSE DIFFERENCES	\$ -47
K-1 EXPENSE DIFFERENCES	\$ 47
TOTAL	\$ -105,318

Form **990-T**

Exempt Organization Business Income Tax Return
(and proxy tax under section 6033(e))

OMB No. 1545-0687

2015

For calendar year 2015 or other tax year beginning **07/01/15**, and ending **06/30/16**

Information about Form 990-T and its instructions is available at www.irs.gov/form990t.

Open to Public Inspection for 501(c)(3) Organizations Only

Do not enter SSN numbers on this form as it may be made public if your organization is a 501(c)(3).

Department of the Treasury
Internal Revenue Service

A Check box if address changed

B Exempt under section

<input checked="" type="checkbox"/> 501(c) (3)	<input type="checkbox"/> 220(e)
<input type="checkbox"/> 408(e)	<input type="checkbox"/> 530(a)
<input type="checkbox"/> 408A	
<input type="checkbox"/> 529(a)	

Name of organization (Check box if name changed and see instructions.)

NEW MEXICO CHRISTIAN CHILDRENS HOME

Number, street, and room or suite no. If a P.O. box, see instructions.
1356 NM 236

City or town, state or province, country, and ZIP or foreign postal code
PORTALES NM 88130

D Employer identification number
(Employees' trust, see instructions.)
85-6018576

E Unrelated business activity codes
(See instructions.)
531310 522291

C Book value of all assets at end of year
21,140,770

F Group exemption number (See instructions.) **u**

G Check organization type **u** 501(c) corporation 501(c) trust 401(a) trust Other trust

H Describe the organization's primary unrelated business activity.
u

I During the tax year, was the corporation a subsidiary in an affiliated group or a parent-subsidiary controlled group? **u** Yes No
If "Yes," enter the name and identifying number of the parent corporation.
u

J The books are in care of **u** **JOE CHAPPEL** Telephone number **u** **575-356-5372**

Part I Unrelated Trade or Business Income		(A) Income	(B) Expenses	(C) Net
1a Gross receipts or sales				
b Less returns and allowances				
c Balance	u 1c			
2 Cost of goods sold (Schedule A, line 7)	2			
3 Gross profit. Subtract line 2 from line 1c	3			
4a Capital gain net income (attach Schedule D)	4a			
b Net gain (loss) (Form 4797, Part II, line 17) (attach Form 4797)	4b			
c Capital loss deduction for trusts	4c			
5 Income (loss) from partnerships and S corporations (attach statement) SEE STMT 1	5	74,501		74,501
6 Rent income (Schedule C)	6			
7 Unrelated debt-financed income (Schedule E)	7			
8 Interest, annuities, royalties, and rents from controlled organizations (Schedule F)	8			
9 Investment income of a section 501(c)(7), (9), or (17) organization (Schedule G)	9			
10 Exploited exempt activity income (Schedule I)	10			
11 Advertising income (Schedule J)	11			
12 Other income (See instructions; attach schedule)	12			
13 Total. Combine lines 3 through 12	13	74,501		74,501

Part II Deductions Not Taken Elsewhere (See instructions for limitations on deductions.) (Except for contributions, deductions must be directly connected with the unrelated business income.)			
14 Compensation of officers, directors, and trustees (Schedule K)	14		
15 Salaries and wages	15		
16 Repairs and maintenance	16		
17 Bad debts	17		
18 Interest (attach schedule)	18		
19 Taxes and licenses	19		
20 Charitable contributions (See instructions for limitation rules)	20		
21 Depreciation (attach Form 4562)	21		
22 Less depreciation claimed on Schedule A and elsewhere on return	22a		22b 0
23 Depletion	23		
24 Contributions to deferred compensation plans	24		
25 Employee benefit programs	25		
26 Excess exempt expenses (Schedule I)	26		
27 Excess readership costs (Schedule J)	27		
28 Other deductions (attach schedule)	28		
29 Total deductions. Add lines 14 through 28	29		
30 Unrelated business taxable income before net operating loss deduction. Subtract line 29 from line 13	30		74,501
31 Net operating loss deduction (limited to the amount on line 30)	31		
32 Unrelated business taxable income before specific deduction. Subtract line 31 from line 30	32		74,501
33 Specific deduction (Generally \$1,000, but see line 33 instructions for exceptions)	33		1,000
34 Unrelated business taxable income. Subtract line 33 from line 32. If line 33 is greater than line 32, enter the smaller of zero or line 32	34		73,501

Part III Tax Computation

35 Organizations Taxable as Corporations. See instructions for tax computation. Controlled group members (sections 1561 and 1563) check here <input type="checkbox"/> See instructions and:		
a Enter your share of the \$50,000, \$25,000, and \$9,925,000 taxable income brackets (in that order): (1) \$ _____ (2) \$ _____ (3) \$ _____		
b Enter organization's share of: (1) Additional 5% tax (not more than \$11,750) \$ _____ (2) Additional 3% tax (not more than \$100,000) \$ _____		
c Income tax on the amount on line 34	35c	13,375
36 Trusts Taxable at Trust Rates. See instructions for tax computation. Income tax on the amount on line 34 from: <input type="checkbox"/> Tax rate schedule or <input type="checkbox"/> Schedule D (Form 1041)	36	
37 Proxy tax. See instructions	37	
38 Alternative minimum tax	38	
39 Total. Add lines 37 and 38 to line 35c or 36, whichever applies	39	13,375

Part IV Tax and Payments

40a Foreign tax credit (corporations attach Form 1118; trusts attach Form 1116)	40a	
b Other credits (see instructions)	40b	
c General business credit. Attach Form 3800 (see instructions)	40c	
d Credit for prior year minimum tax (attach Form 8801 or 8827)	40d	
e Total credits. Add lines 40a through 40d	40e	
41 Subtract line 40e from line 39	41	13,375
42 Other taxes. Check if from: <input type="checkbox"/> Form 4255 <input type="checkbox"/> Form 8611 <input type="checkbox"/> Form 8697 <input type="checkbox"/> Form 8866 <input type="checkbox"/> Other (att. sch.)	42	
43 Total tax. Add lines 41 and 42	43	13,375
44a Payments: A 2014 overpayment credited to 2015	44a	3,821
b 2015 estimated tax payments	44b	1,879
c Tax deposited with Form 8868	44c	9,734
d Foreign organizations: Tax paid or withheld at source (see instructions)	44d	
e Backup withholding (see instructions)	44e	
f Credit for small employer health insurance premiums (Attach Form 8941)	44f	
g Other credits and payments: <input type="checkbox"/> Form 2439 _____ <input type="checkbox"/> Form 4136 _____ <input type="checkbox"/> Other _____ Total u	44g	
45 Total payments. Add lines 44a through 44g	45	15,434
46 Estimated tax penalty (see instructions). Check if Form 2220 is attached u <input checked="" type="checkbox"/>	46	5
47 Tax due. If line 45 is less than the total of lines 43 and 46, enter amount owed u	47	
48 Overpayment. If line 45 is larger than the total of lines 43 and 46, enter amount overpaid u	48	2,054
49 Enter the amount of line 48 you want: Credited to 2016 estimated tax u 2,054 Refunded u	49	

Part V Statements Regarding Certain Activities and Other Information (see instructions)

1 At any time during the 2015 calendar year, did the organization have an interest in or a signature or other authority over a financial account (bank, securities, or other) in a foreign country? If YES, the organization may have to file FinCEN Form 114, Report of Foreign Bank and Financial Accounts. If YES, enter the name of the foreign country here u	Yes	No
2 During the tax year, did the organization receive a distribution from, or was it the grantor of, or transferor to, a foreign trust? If YES, see instructions for other forms the organization may have to file.		<input checked="" type="checkbox"/>
3 Enter the amount of tax-exempt interest received or accrued during the tax year u \$		

Schedule A - Cost of Goods Sold. Enter method of inventory valuation **u**

1 Inventory at beginning of year	1		6 Inventory at end of year	6	
2 Purchases	2		7 Cost of goods sold. Subtract line 6 from line 5. Enter here and in Part I, line 2	7	
3 Cost of labor	3		8 Do the rules of section 263A (with respect to property produced or acquired for resale) apply to the organization?	Yes	No
4a Additional sec. 263A costs (attach schedule)	4a				
b Other costs (attach schedule)	4b				
5 Total. Add lines 1 through 4b	5				

Under penalties of perjury, I declare that I have examined this return, including accompanying schedules and statements, and to the best of my knowledge and belief, it is true, correct, and complete. Declaration of preparer (other than taxpayer) is based on all information of which preparer has any knowledge.

Sign Here **u** _____ **u** **EXECUTIVE DIRECTOR**
Signature of officer Date Title

May the IRS discuss this return with the preparer shown below (see instructions)?
 Yes No

Paid Preparer Use Only
Print/Type preparer's name: **MICHELE KIRKLAND** Preparer's signature: **MICHELE KIRKLAND** Date: **05/09/17** Check if self-employed PTIN: **P00949599**
Firm's name: **RPC CPAS + CONSULTANTS, LLP** Firm's EIN: **85-0454285**
Firm's address: **PO DRAWER 1448 CLOVIS, NM 88102-1448** Phone no.: **575-769-2841**

Schedule C – Rent Income (From Real Property and Personal Property Leased With Real Property)

(see instructions)

1. Description of property

(1) N/A
(2)
(3)
(4)

2. Rent received or accrued

(a) From personal property (if the percentage of rent for personal property is more than 10% but not more than 50%)	(b) From real and personal property (if the percentage of rent for personal property exceeds 50% or if the rent is based on profit or income)	3(a) Deductions directly connected with the income in columns 2(a) and 2(b) (attach schedule)
(1)		
(2)		
(3)		
(4)		
Total	Total	

(c) Total income. Add totals of columns 2(a) and 2(b). Enter here and on page 1, Part I, line 6, column (A) **u**

(b) Total deductions. Enter here and on page 1, Part I, line 6, column (B) **u**

Schedule E – Unrelated Debt-Financed Income (see instructions)

1. Description of debt-financed property	2. Gross income from or allocable to debt-financed property	3. Deductions directly connected with or allocable to debt-financed property		
		(a) Straight line depreciation (attach schedule)	(b) Other deductions (attach schedule)	
(1) N/A				
(2)				
(3)				
(4)				
4. Amount of average acquisition debt on or allocable to debt-financed property (attach schedule)	5. Average adjusted basis of or allocable to debt-financed property (attach schedule)	6. Column 4 divided by column 5	7. Gross income reportable (column 2 x column 6)	8. Allocable deductions (column 6 x total of columns 3(a) and 3(b))
(1)		%		
(2)		%		
(3)		%		
(4)		%		
Totals			Enter here and on page 1, Part I, line 7, column (A). u	Enter here and on page 1, Part I, line 7, column (B).

Total dividends-received deductions included in column 8 **u**

Schedule F – Interest, Annuities, Royalties, and Rents From Controlled Organizations (see instructions)

1. Name of controlled organization	2. Employer identification number	Exempt Controlled Organizations			
		3. Net unrelated income (loss) (see instructions)	4. Total of specified payments made	5. Part of column 4 that is included in the controlling organization's gross inc.	6. Deductions directly connected with income in column 5
(1) N/A					
(2)					
(3)					
(4)					

Nonexempt Controlled Organizations

7. Taxable Income	8. Net unrelated income (loss) (see instructions)	9. Total of specified payments made	10. Part of column 9 that is included in the controlling organization's gross income	11. Deductions directly connected with income in column 10
(1)				
(2)				
(3)				
(4)				
Totals			Add columns 5 and 10. Enter here and on page 1, Part I, line 8, column (A). u	Add columns 6 and 11. Enter here and on page 1, Part I, line 8, column (B).

Schedule G – Investment Income of a Section 501(c)(7), (9), or (17) Organization (see instructions)

1. Description of income	2. Amount of income	3. Deductions directly connected (attach schedule)	4. Set-asides (attach schedule)	5. Total deductions and set-asides (col. 3 plus col.4)
(1) N/A				
(2)				
(3)				
(4)				
Totals	u			Enter here and on page 1, Part I, line 9, column (B).

Schedule I – Exploited Exempt Activity Income, Other Than Advertising Income (see instructions)

1. Description of exploited activity	2. Gross unrelated business income from trade or business	3. Expenses directly connected with production of unrelated business income	4. Net income (loss) from unrelated trade or business (column 2 minus column 3). If a gain, compute cols. 5 through 7.	5. Gross income from activity that is not unrelated business income	6. Expenses attributable to column 5	7. Excess exempt expenses (column 6 minus column 5, but not more than column 4).
(1) N/A						
(2)						
(3)						
(4)						
Totals	u	Enter here and on page 1, Part I, line 10, col. (A).	Enter here and on page 1, Part I, line 10, col. (B).			Enter here and on page 1, Part II, line 26.

Schedule J – Advertising Income (see instructions)

Part I Income From Periodicals Reported on a Consolidated Basis

1. Name of periodical	2. Gross advertising income	3. Direct advertising costs	4. Advertising gain or (loss) (col. 2 minus col. 3). If a gain, compute cols. 5 through 7.	5. Circulation income	6. Readership costs	7. Excess readership costs (column 6 minus column 5, but not more than column 4).
(1) N/A						
(2)						
(3)						
(4)						
Totals (carry to Part II, line (5))	u					

Part II Income From Periodicals Reported on a Separate Basis (For each periodical listed in Part II, fill in columns 2 through 7 on a line-by-line basis.)

1. Name of periodical	2. Gross advertising income	3. Direct advertising costs	4. Advertising gain or (loss) (col. 2 minus col. 3). If a gain, compute cols. 5 through 7.	5. Circulation income	6. Readership costs	7. Excess readership costs (column 6 minus column 5, but not more than column 4).
(1) N/A						
(2)						
(3)						
(4)						
Totals from Part I	u					
Totals, Part II (lines 1-5)	u	Enter here and on page 1, Part I, line 11, col. (A).	Enter here and on page 1, Part I, line 11, col. (B).			Enter here and on page 1, Part II, line 27.

Schedule K – Compensation of Officers, Directors, and Trustees (see instructions)

1. Name	2. Title	3. Percent of time devoted to business	4. Compensation attributable to unrelated business
(1) N/A		%	
(2)		%	
(3)		%	
(4)		%	

Total. Enter here and on page 1, Part II, line 14

Federal Statements**Statement 1 - Form 990-T, Part I, Line 5 - Income (Loss) from Partnerships or S-Corps**

<u>Name of Partnership or S-Corp</u>	<u>Gross Income</u>	<u>Direct Deductions (Part. only)</u>	<u>Net Income</u>
CCDR, LTD OTHER INCOME	\$ 48	\$ 1	\$ 47
DAYS ESTATE, LTD ORDINARY INC	80,906		80,906
ELLINGTON FINANCIAL ORDINARY	2,986	348	2,638
ELLINGTON FINANCIAL OTHER INC	-1,455	21	-1,476
CHENIERE ENERGY ORDINARY INC	-1,206	35	-1,241
ENBRIDGE ENERGY ORDINARY INC	-950	3	-953
MIDCOAST ENERGY ORDINARY INCO	-324		-324
TERRA NITROGEN ORDINARY INCOM	-3,289	2	-3,291
ALLIANCE RESOURCE ORDINARY IN	-262	4	-266
MAGELLAN MIDSTREAM ORDINARY I	-1,539		-1,539
TOTAL	<u>\$ 74,915</u>	<u>\$ 414</u>	<u>\$ 74,501</u>

Form **2220**

Underpayment of Estimated Tax by Corporations

OMB No. 1545-0123

Department of the Treasury
Internal Revenue Service

u Attach to the corporation's tax return.
u Information about Form 2220 and its separate instructions is at www.irs.gov/form2220.

2015

Name **NEW MEXICO CHRISTIAN CHILDRENS HOME** Employer identification number **85-6018576**

Note: Generally, the corporation is not required to file Form 2220 (see Part II below for exceptions) because the IRS will figure any penalty owed and bill the corporation. However, the corporation may still use Form 2220 to figure the penalty. If so, enter the amount from page 2, line 38 on the estimated tax penalty line of the corporation's income tax return, but **do not** attach Form 2220.

Part I Required Annual Payment

1 Total tax (see instructions)	1	13,375
2a Personal holding company tax (Schedule PH (Form 1120), line 26) included on line 1	2a	
b Look-back interest included on line 1 under section 460(b)(2) for completed long-term contracts or section 167(g) for depreciation under the income forecast method	2b	
c Credit for federal tax paid on fuels (see instructions)	2c	
d Total. Add lines 2a through 2c	2d	
3 Subtract line 2d from line 1. If the result is less than \$500, do not complete or file this form. The corporation does not owe the penalty	3	13,375
4 Enter the tax shown on the corporation's 2014 income tax return (see instructions). Caution: If the tax is zero or the tax year was for less than 12 months, skip this line and enter the amount from line 3 on line 5	4	5,692
5 Required annual payment. Enter the smaller of line 3 or line 4. If the corporation is required to skip line 4, enter the amount from line 3	5	5,692

Part II Reasons for Filing—Check the boxes below that apply. If any boxes are checked, the corporation **must** file Form 2220 even if it does not owe a penalty (see instructions).

- 6** The corporation is using the adjusted seasonal installment method.
- 7** The corporation is using the annualized income installment method.
- 8** The corporation is a "large corporation" figuring its first required installment based on the prior year's tax.

Part III Figuring the Underpayment

	(a)	(b)	(c)	(d)
9 Installment due dates. Enter in column (a) through (d) the 15th day of the 4th (Form 990-PF filers: Use 5th month), 6th, 9th, and 12th months of the corporation's tax year	9 10/15/15	12/15/15	03/15/16	06/15/16
10 Required installments. If the box on line 6 and/or line 7 above is checked, enter the amounts from Schedule A, line 38. If the box on line 8 (but not 6 or 7) is checked, see instructions for the amounts to enter. If none of these boxes are checked, enter 25% of line 5 above in each column	10 1,423	1,423	1,423	1,423
11 Estimated tax paid or credited for each period (see instructions). For column (a) only, enter the amount from line 11 on line 15	11 3,821			1,879
12 Enter amount, if any, from line 18 of the preceding column	12	2,398	975	
13 Add lines 11 and 12	13	2,398	975	1,879
14 Add amounts on lines 16 and 17 of the preceding column	14			448
15 Subtract line 14 from line 13. If zero or less, enter -0-	15 3,821	2,398	975	1,431
16 If the amount on line 15 is zero, subtract line 13 from line 14. Otherwise, enter -0-	16	0	0	
17 Underpayment. If line 15 is less than or equal to line 10, subtract line 15 from line 10. Then go to line 12 of the next column. Otherwise, go to line 18	17 0	0	448	0
18 Overpayment. If line 10 is less than line 15, subtract line 10 from line 15. Then go to line 12 of the next column	18 2,398	975		

Go to Part IV on page 2 to figure the penalty. Do not go to Part IV if there are no entries on line 17—no penalty is owed.

For Paperwork Reduction Act Notice, see separate instructions.

Part IV Figuring the Penalty

	(a)	(b)	(c)	(d)
19 Enter the date of payment or the 15th day of the 3rd month after the close of the tax year, whichever is earlier (see instructions). (Form 990-PF and Form 990-T filers: Use 5th month instead of 3rd month.)				
19 SEE WORKSHEET				
20 Number of days from due date of installment on line 9 to the date shown on line 19				
21 Number of days on line 20 after 4/15/2015 and before 7/1/2015				
22 Underpayment on line 17 x $\frac{\text{Number of days on line 21}}{365}$ x 3%	\$	\$	\$	\$
23 Number of days on line 20 after 6/30/2015 and before 10/1/2015				
24 Underpayment on line 17 x $\frac{\text{Number of days on line 23}}{365}$ x 3%	\$	\$	\$	\$
25 Number of days on line 20 after 9/30/2015 and before 1/1/2016				
26 Underpayment on line 17 x $\frac{\text{Number of days on line 25}}{365}$ x 3%	\$	\$	\$	\$
27 Number of days on line 20 after 12/31/2015 and before 4/1/2016				
28 Underpayment on line 17 x $\frac{\text{Number of days on line 27}}{366}$ x 3%	\$	\$	\$	\$
29 Number of days on line 20 after 3/31/2016 and before 7/1/2016				
30 Underpayment on line 17 x $\frac{\text{Number of days on line 29}}{366}$ x 3%	\$	\$	\$	\$
31 Number of days on line 20 after 6/30/2016 and before 10/1/2016				
32 Underpayment on line 17 x $\frac{\text{Number of days on line 31}}{366}$ x 3%	\$	\$	\$	\$
33 Number of days on line 20 after 9/30/2016 and before 1/1/2017				
34 Underpayment on line 17 x $\frac{\text{Number of days on line 33}}{366}$ x 3%	\$	\$	\$	\$
35 Number of days on line 20 after 12/31/2016 and before 2/16/2017				
36 Underpayment on line 17 x $\frac{\text{Number of days on line 35}}{365}$ x 3%	\$	\$	\$	\$
37 Add lines 22, 24, 26, 28, 30, 32, 34, and 36	\$	\$	\$	\$
38 Penalty. Add columns (a) through (d) of line 37. Enter the total here and on Form 1120, line 33; or the comparable line for other income tax returns			38 \$	5

*Use the penalty interest rate for each calendar quarter, which the IRS will determine during the first month in the preceding quarter. These rates are published quarterly in an IRS News Release and in a revenue ruling in the Internal Revenue Bulletin. To obtain this information on the Internet, access the IRS website at www.irs.gov. You can also call 1-800-829-4933 to get interest rate information.

Form 2220 Worksheet

Form **2220**

2015

For calendar year 2015, or tax year beginning **07/01/15**, and ending **06/30/16**

Name

Employer Identification Number

NEW MEXICO CHRISTIAN CHILDRENS HOME

85-6018576

	1st Quarter	2nd Quarter	3rd Quarter	4th Quarter	
Due date of estimated payment	<u>10/15/15</u>	<u>12/15/15</u>	<u>03/15/16</u>	<u>06/15/16</u>	
Amount of underpayment			<u>448</u>		
Prior year overpayment applied	<u>3,821</u>				
	1st Payment	2nd Payment	3rd Payment	4th Payment	5th Payment
Date of payment				<u>06/15/16</u>	
Amount of payment				<u>1,879</u>	

QTR	FROM	TO	UNDERPAYMENT	#DAYS	RATE	PENALTY
3	3/15/16	3/31/16	448	16	3.00	1
3	3/31/16	6/15/16	448	76	4.00	4
TOTAL PENALTY						5
						=====

Form **4562**

Department of the Treasury
Internal Revenue Service (99)

Name(s) shown on return

Depreciation and Amortization

(Including Information on Listed Property)

u Attach to your tax return.

u Information about Form 4562 and its separate instructions is at www.irs.gov/form4562.

OMB No. 1545-0172

2015

Attachment Sequence No. **179**

NEW MEXICO CHRISTIAN CHILDRENS HOME

Identifying number

85-6018576

Business or activity to which this form relates

INDIRECT DEPRECIATION

Part I Election To Expense Certain Property Under Section 179

Note: If you have any listed property, complete Part V before you complete Part I.

1 Maximum amount (see instructions)	1	500,000
2 Total cost of section 179 property placed in service (see instructions)	2	
3 Threshold cost of section 179 property before reduction in limitation (see instructions)	3	2,000,000
4 Reduction in limitation. Subtract line 3 from line 2. If zero or less, enter -0-	4	
5 Dollar limitation for tax year. Subtract line 4 from line 1. If zero or less, enter -0-. If married filing separately, see instructions	5	
6 (a) Description of property (b) Cost (business use only) (c) Elected cost		
7 Listed property. Enter the amount from line 29	7	
8 Total elected cost of section 179 property. Add amounts in column (c), lines 6 and 7	8	
9 Tentative deduction. Enter the smaller of line 5 or line 8	9	
10 Carryover of disallowed deduction from line 13 of your 2014 Form 4562	10	
11 Business income limitation. Enter the smaller of business income (not less than zero) or line 5 (see instructions)	11	
12 Section 179 expense deduction. Add lines 9 and 10, but do not enter more than line 11	12	
13 Carryover of disallowed deduction to 2016. Add lines 9 and 10, less line 12	13	

Note: Do not use Part II or Part III below for listed property. Instead, use Part V.

Part II Special Depreciation Allowance and Other Depreciation (Do not include listed property.) (See instructions.)

14 Special depreciation allowance for qualified property (other than listed property) placed in service during the tax year (see instructions)	14	
15 Property subject to section 168(f)(1) election	15	
16 Other depreciation (including ACRS)	16	223,285

Part III MACRS Depreciation (Do not include listed property.) (See instructions.)

Section A

17 MACRS deductions for assets placed in service in tax years beginning before 2015	17	0
18 If you are electing to group any assets placed in service during the tax year into one or more general asset accounts, check here <input checked="" type="checkbox"/> u <input type="checkbox"/>		

Section B—Assets Placed in Service During 2015 Tax Year Using the General Depreciation System

(a) Classification of property	(b) Month and year placed in service	(c) Basis for depreciation (business/investment use only—see instructions)	(d) Recovery period	(e) Convention	(f) Method	(g) Depreciation deduction
19a 3-year property						
b 5-year property						
c 7-year property						
d 10-year property						
e 15-year property						
f 20-year property						
g 25-year property			25 yrs.		S/L	
h Residential rental property			27.5 yrs.	MM	S/L	
			27.5 yrs.	MM	S/L	
i Nonresidential real property			39 yrs.	MM	S/L	
				MM	S/L	

Section C—Assets Placed in Service During 2015 Tax Year Using the Alternative Depreciation System

20a Class life					S/L	
b 12-year			12 yrs.		S/L	
c 40-year			40 yrs.	MM	S/L	

Part IV Summary (See instructions.)

21 Listed property. Enter amount from line 28	21	
22 Total. Add amounts from line 12, lines 14 through 17, lines 19 and 20 in column (g), and line 21. Enter here and on the appropriate lines of your return. Partnerships and S corporations—see instructions	22	223,285
23 For assets shown above and placed in service during the current year, enter the portion of the basis attributable to section 263A costs	23	

For Paperwork Reduction Act Notice, see separate instructions.

85-6018576

Federal Asset Report

FYE: 6/30/2016

Form 990, Page 1

Asset	Description	Date In Service	Cost	Bus %	Sec 179 Bonus	Basis for Depr	Per Conv	Meth	Prior	Current
Other Depreciation:										
1	STORAGE/OLD GROCERY ROOM 54	3/01/54	10,000			10,000	18	MO S/L	10,000	0
2	FRENCH ORIGINAL	1/01/65	20,000			20,000	30	MO S/L	20,000	0
3	OFFICE 1976	6/01/76	8,872			8,872	50	MO S/L	7,064	177
4	REMODEL FRENCH 1977	1/01/77	730			730	20	MO S/L	730	0
5	OFFICE ADDITION 1978	6/01/78	9,357			9,357	50	MO S/L	6,939	188
6	OFFICE ADDITION 1981	6/01/81	5,156			5,156	50	MO S/L	3,515	103
7	YOUTH CENTER/GYM (COST TO 83)	6/01/83	80,951			80,951	19	MO S/L	80,951	0
8	COTTAGE I (COST TO 6/83) '83	6/01/83	73,142			73,142	50	MO S/L	73,142	0
9	COTTAGE I REMODEL 1984	6/01/83	7,302			7,302	50	MO S/L	4,685	146
10	COTTAGE II (COST TO 6/83) '83	6/01/83	74,609			74,609	40	MO S/L	74,609	0
11	COTTAGE III (COST TO 6/83) '83	6/01/83	76,359			76,359	40	MO S/L	76,359	0
12	COTTAGE IV (COST TO 6/83) '83	6/01/83	70,289			70,289	29	MO S/L	70,289	0
13	CENTER CAMPUS HOUSE '83	6/01/83	35,384			35,384	44	MO S/L	25,454	793
14	EAST CAMPUS HOUSE 1983	6/01/83	26,785			26,785	50	MO S/L	17,187	535
15	FRENCH COTTAGE REMODEL TO 83	6/01/83	34,323			34,323	40	MO S/L	27,325	851
16	DUPLEX I APT 1/2 1983	6/01/83	28,949			28,949	41	MO S/L	22,380	698
17	OFFICE ADDITION 1984	6/01/84	55,841			55,841	50	MO S/L	34,715	1,117
18	YOUTH CNTR/GYM REMODEL 1984	6/01/84	998			998	50	MO S/L	621	20
19	COTTAGE II REMODEL 1984	6/01/84	3,570			3,570	50	MO S/L	2,219	71
20	COTTAGE III REMODEL 1984	6/01/84	5,508			5,508	50	MO S/L	3,424	110
21	COTTAGE IV REMODEL 1984	6/01/84	8,055			8,055	50	MO S/L	5,008	161
22	CENTER CAMPUS HOUSE REMODEL 8	6/01/84	4,406			4,406	50	MO S/L	2,739	89
23	EAST CAMPUS HOUSE REMODEL 1984	6/01/84	3,374			3,374	50	MO S/L	2,097	68
24	FRENCH COTTAGE REMODEL 1984	6/01/84	27,641			27,641	49	MO S/L	17,287	556
25	DUPLEX I REMODEL 1984	6/01/84	31,289			31,289	49	MO S/L	19,529	629
26	DUPLEX II APT 3/4 1984	6/01/84	66,223			66,223	47	MO S/L	43,064	1,385
27	WELL/LAWNMOWER HOUSEII 1985	6/01/85	6,341			6,341	18	MO S/L	6,341	0
28	COTTAGE I REMODEL 1985	6/01/85	1,838			1,838	18	MO S/L	1,838	0
29	COTTAGE II REMODEL 1985	6/01/85	29,673			29,673	40	MO S/L	22,317	742
30	COTTAGE III REMODEL 1985	6/01/85	7,751			7,751	41	MO S/L	5,579	185
31	CENTER CAMPUS HOUSE REMODEL 8	6/01/85	2,219			2,219	18	MO S/L	2,219	0
32	FRENCH COTTAGE REMODEL 1985	6/01/85	12,996			12,996	49	MO S/L	7,867	261
33	REMODEL COTTAGE II 1986	1/01/86	273			273	10	MO S/L	273	0
34	COMMISSARY/CLOTHING ROOM 1986	6/01/86	85,343			85,343	20	MO S/L	85,343	0
35	COTTAGE I REMODEL 1986	6/01/86	2,021			2,021	20	MO S/L	2,021	0
36	COTTAGE II REMODEL 1986	6/01/86	10,044			10,044	20	MO S/L	10,044	0
37	COTTAGE IV REMODEL 1986	6/01/86	7,028			7,028	20	MO S/L	7,028	0
38	EAST CAMPUS HOUSE REMODEL 1986	6/01/86	9,953			9,953	23	MO S/L	9,953	0
39	FRENCH COTTAGE REMODEL 1986	6/01/86	3,562			3,562	20	MO S/L	3,562	0
41	COTTAGE II FENCE 1987	1/01/87	295			295	10	MO S/L	295	0
42	EAST CAMPUS HS REMODEL 1987	1/01/87	841			841	5	MO S/L	841	0
43	FRENCH HOME FENCE 1987	1/01/87	876			876	10	MO S/L	876	0
44	YOUTH CNTR/GYM REMODEL 1987	9/01/87	598			598	17	MO S/L	598	0
45	COTTAGE II REMODEL 1990	1/01/90	4,291			4,291	5	MO S/L	4,291	0
46	CENTER CAMPUS HS REMODEL 1990	1/01/90	1,732			1,732	5	MO S/L	1,732	0
47	YOUTH CNTR/GYM REMODEL 1990	3/05/90	72,059			72,059	33	MO S/L	53,849	2,126
48	GROCERY RM TO IND LIVING 1990	10/31/90	5,404			5,404	40	MO S/L	3,332	135
49	IND LIVING QUARTERS REM 1991	3/31/91	9,441			9,441	31	MO S/L	7,338	302
50	FRENCH COTTAGE REMODEL 1992	1/30/92	583			583	40	MO S/L	341	15
51	COTTAGE II REMODEL 1992	1/31/92	910			910	40	MO S/L	533	22
52	STORAGE UNITS 1992	2/05/92	29,213			29,213	40	MO S/L	17,101	731
53	CLOTHING ROOM REMODEL 1992	4/10/92	596			596	20	MO S/L	596	0
54	COTTAGE IV TILE 1992	4/30/92	2,700			2,700	40	MO S/L	1,564	67
55	OFFICE ADDITION 1992	6/30/92	41,179			41,179	40	MO S/L	23,678	1,029
56	VOCATIONAL AG BLDG 1992	6/30/92	114,893			114,893	40	MO S/L	66,063	2,872
57	FRENCH COTTAGE CARPORT 7/1992	7/31/92	16,711			16,711	40	MO S/L	9,574	418
58	COTTAGE I CARPORT 07/1992	7/31/92	16,338			16,338	40	MO S/L	9,360	409
59	COTTAGE II CARPORT 07/1992	7/31/92	12,755			12,755	40	MO S/L	7,307	319
60	COTTAGE IV CARPORT 07/1992	7/31/92	16,123			16,123	40	MO S/L	9,237	403
61	COTTAGE III CARPORT 07/1992	7/31/92	17,130			17,130	40	MO S/L	9,814	429
62	PHASE II GYM REMODEL 1/93	1/01/93	94,952			94,952	40	MO S/L	53,410	2,374
63	SEPTIC TANK COTTAGE IV 01/93	1/30/93	1,500			1,500	15	MO S/L	1,500	0
64	DUPLEX 3/APT 5/6 02/93	2/01/93	106,908			106,908	37	MO S/L	64,078	2,859
65	DUPLEX 4/APT 7/8 2/93	2/01/93	106,780			106,780	37	MO S/L	64,001	2,855
66	FRENCH BATHROOM REMODEL 4/93	4/01/93	7,754			7,754	40	MO S/L	4,313	194
67	SEPT TANK YC/GYM 04/93	4/07/93	2,250			2,250	15	MO S/L	2,250	0
68	SEPTIC TANK COTTAGE IV 04/93	4/30/93	3,362			3,362	15	MO S/L	3,362	0
69	SEPTIC TANK COTTAGE II 8/93	8/17/93	1,702			1,702	15	MO S/L	1,702	0

85-6018576

Federal Asset Report

FYE: 6/30/2016

Form 990, Page 1

Asset	Description	Date In Service	Cost	Bus %	Sec 179	Bonus	Basis for Depr	Per Conv	Meth	Prior	Current
70	SEPTIC TANK WORK 8/93	8/18/93	3,512				3,512	15	MO S/L	3,512	0
71	SEPTIC TANK/DUP 1 8/93	8/18/93	1,076				1,076	15	MO S/L	1,076	0
72	SEPTIC TANK DUPLEX 2 8/93	8/19/93	1,076				1,076	15	MO S/L	1,076	0
73	SEPTIC TANK/LAKE HS 12/93 15	12/23/93	1,952				1,952	15	MO S/L	1,952	0
74	COTTAGE III REMODEL 12/93 40	12/31/93	31,407				31,407	40	MO S/L	16,881	785
75	FRENCH FACIA/PORCH REM 3/94	3/04/94	4,510				4,510	40	MO S/L	2,405	113
76	FRENCH BATHROOM REM 4/94	4/30/94	2,223				2,223	40	MO S/L	1,177	55
77	FRENCH COTTAGE GABLES 5/94 40	5/01/94	1,910				1,910	40	MO S/L	1,011	47
78	COTTAGE II HP QTRS 5/94 40	5/31/94	3,787				3,787	40	MO S/L	1,996	95
79	OFFICE REMODEL/ 6/94 40	6/30/94	3,935				3,935	40	MO S/L	2,066	98
80	COTTAGE V /GRANT 6/30/94 40	6/30/94	255,679				255,679	40	MO S/L	134,231	6,392
81	LAKE HOUSE REMODEL 6/94 40	6/30/94	1,754				1,754	40	MO S/L	921	44
82	COTTAGE III REMODEL 1994	12/30/94	62,288				62,288	40	MO S/L	31,923	1,557
83	EC HOUSE REMODEL 1994	12/30/94	14,441				14,441	40	MO S/L	7,401	361
84	OFFICE REMODEL/SHELIVING 4/95	4/01/95	4,910				4,910	40	MO S/L	2,486	122
85	SEPTIC TANK COTTAGE I 5/95 15	5/15/95	1,585				1,585	15	MO S/L	1,585	0
86	SEPTIC TANK/COTTAGE III 7/95	7/15/95	3,003				3,003	10	MO S/L	3,003	0
87	REMODEL COTTAGE I/GRANT 11/95	11/01/95	112,397				112,397	40	MO S/L	55,262	2,810
89	CENTER CAMPUS HS REMODEL 1986	1/01/96	1,030				1,030	10	MO S/L	1,030	0
90	COTTAGE IV REMODEL 2/96	2/01/96	151,356				151,356	40	MO S/L	73,471	3,783
91	HP DUPLEX/F DUPLEX 3/96	3/01/96	146,915				146,915	40	MO S/L	71,009	3,672
92	REMODEL BEGAN 1/96 THR 8/96	3/31/97	25,543				25,543	30	MO S/L	15,539	851
93	DOORS/HALLWAY IMPROVEMENT 6/97	6/01/97	3,889				3,889	30	MO S/L	2,344	130
94	EXTERIOR DOORS IV 6/97	6/01/97	3,528				3,528	30	MO S/L	2,127	117
95	FACIA REFURBISH IV 9/97	9/17/97	2,596				2,596	30	MO S/L	1,536	86
96	CONCESSION STND/BALLFIELD 9/97	9/30/97	11,304				11,304	30	MO S/L	6,689	376
97	SEPTIC TANK/CONCESSION 9/97	9/30/97	1,552				1,552	15	MO S/L	1,552	0
98	COTTAGE VI COMPLETED 9/97	9/30/97	263,359				263,359	53	MO S/L	86,889	4,895
99	CONCESSIONS STAND EXP 12/97	12/01/97	186				186	15	MO S/L	186	0
100	REMODEL COTTAGE II 2ND PHASE	1/15/98	38,942				38,942	38	MO S/L	17,887	1,022
101	FINAL PMT VI 1/98	1/15/98	2,211				2,211	29	MO S/L	1,334	77
102	EC HOUSE WINDOWS/SIDING 1/98	1/15/98	6,680				6,680	29	MO S/L	4,003	229
103	SEPTIC LEACH LINES VI TUCKER	2/15/98	975				975	15	MO S/L	975	0
104	WINDOWS/TUCKER FRENCH 2/98	2/15/98	3,594				3,594	29	MO S/L	2,100	121
105	REMODEL 97/98 3/98	3/01/98	31,332				31,332	40	MO S/L	13,577	784
106	OFFICE REMODEL/CASEWORKER 4/98	4/15/98	3,328				3,328	40	MO S/L	1,435	83
107	SOUTH OFFICE DOOR 6/98	6/01/98	1,037				1,037	40	MO S/L	443	26
108	HP/F DUPLEX WELLHOUSE 9/98	9/01/98	1,301				1,301	10	MO S/L	1,301	0
109	FRENCH REMODEL 2000	3/01/00	40,932				40,932	30	MO S/L	20,921	1,364
110	PATIO FOR V FINISHED JULY 2000	7/01/00	6,800				6,800	20	MO S/L	5,100	340
111	FRENCH SEWER/FRAZIER	12/31/00	1,840				1,840	10	MO S/L	1,840	0
112	FRENCH UPGRADE ON CELLAR 2000	1/30/01	3,140				3,140	40	MO S/L	1,132	78
113	FINAL BILLING ON FRENCH CELLAR	2/01/01	163				163	10	MO S/L	163	0
114	TRANE COMPRESSOR REPLACE	6/30/01	1,126				1,126	5	MO S/L	1,126	0
115	OFFICE REMODEL FINISHED 08/01	8/01/01	4,482				4,482	10	MO S/L	4,482	0
116	COTTAGE V ROOF REDONE 10/2001	10/01/01	4,525				4,525	10	MO S/L	4,525	0
117	TEAGUE COTTAGE FINALIZED 04/02	12/01/01	336,626				336,626	40	MO S/L	114,313	8,415
118	NEW CARPET COTTAGE III 05/02	5/05/02	2,400				2,400	5	MO S/L	2,400	0
119	CARPET/COTTAGE IV 6/2002	6/01/02	3,495				3,495	5	MO S/L	3,495	0
120	REPLACE COTT I CARPET 07/02	7/01/02	6,400				6,400	10	MO S/L	6,400	0
121	SEPTIC TANK/TEAGUE 06/02	7/24/02	5,055				5,055	5	MO S/L	5,055	0
122	REPLACE CARPET DUP 6 09/2002	9/01/02	2,536				2,536	5	MO S/L	2,536	0
123	HICKS PAVILION FINALIZED 12/02	12/01/02	43,233				43,233	40	MO S/L	13,600	1,081
124	SEPTIC TANK/OFFICE 02/03	2/01/03	2,217				2,217	40	MO S/L	688	56
125	SEPTIC TANK COTTAGE I 2/03	2/01/03	4,435				4,435	40	MO S/L	1,377	111
126	ROOF REMODEL & SHINGLING 2003	4/01/03	12,375				12,375	20	MO S/L	7,580	619
127	COTT II CARPORT ENCLOSURE 03	7/15/03	2,700				2,700	5	MO S/L	2,700	0
128	MILLER PLACE HOME	6/17/04	55,445				55,445	20	MO S/L	30,495	2,772
129	NEW SHINGLES/10/2004 III	10/05/04	11,421				11,421	10	MO S/L	11,421	0
130	CONFERENCE ROOM 1/2005	1/01/05	170,478				170,478	40	MO S/L	44,750	4,262
131	STAGE/GYM BUILT 2004	1/01/05	46,267				46,267	40	MO S/L	12,145	1,157
132	YC REMODEL INTO GARDEN OF HONC	1/01/05	10,385				10,385	40	MO S/L	2,726	260
133	SHINGLES 06/30/05	6/15/05	7,170				7,170	20	MO S/L	3,615	358
134	EC SHINGLES 07/05	7/01/05	6,928				6,928	10	MO S/L	6,928	0
135	EC SHINGLES 07/05	7/01/05	3,220				3,220	10	MO S/L	3,220	0
137	COTTAGE I GARAGE 11/2007	11/10/07	7,849				7,849	40	MO S/L	1,504	197
138	COTTAGE 3 GARAGE 11/2007	11/10/07	7,849				7,849	40	MO S/L	1,504	197
139	COTTAGE 4 GARAGE	11/10/07	7,849				7,849	40	MO S/L	1,504	197
140	2008 REMODEL MILLER HM	6/30/08	29,378				29,378	40	MO S/L	5,141	735
141	WAHLMAN APARTMENT #1	7/01/08	55,000				55,000	50	MO S/L	7,700	1,100
142	WAHLMAN APARTMEN #2	7/01/08	55,000				55,000	50	MO S/L	7,700	1,100

85-6018576

Federal Asset Report

FYE: 6/30/2016

Form 990, Page 1

Asset	Description	Date In Service	Cost	Bus %	Sec 179	Bonus	Basis for Depr	Per Conv	Meth	Prior	Current
143	WAHLMAN APARTMENT #4	7/01/08	55,000				55,000	50	MO S/L	7,700	1,100
144	WAHLMAN APARTMENT #5	7/01/08	55,000				55,000	50	MO S/L	7,700	1,100
145	WAHLMAN APARTMENT #6	7/01/08	55,000				55,000	50	MO S/L	7,700	1,100
146	WAHLMAN APT #3	5/20/09	55,000				55,000	50	MO S/L	6,692	1,100
147	LARGE DRYER	1/01/84	1,568				1,568	10	MO S/L	1,568	0
148	LARGE DRYER	1/01/84	1,568				1,568	10	MO S/L	1,568	0
149	LARGE DRYER	1/01/84	1,568				1,568	10	MO S/L	1,568	0
150	10 DINNING TABLES 1984	1/01/84	3,145				3,145	10	MO S/L	3,145	0
151	DINNING TABLES 1984	1/01/84	629				629	10	MO S/L	629	0
152	DINNING TABLES 1984	1/01/84	629				629	10	MO S/L	629	0
153	DINNING TABLES 1984	1/01/84	629				629	10	MO S/L	629	0
154	DINNING TABLES 1984	1/01/84	629				629	10	MO S/L	629	0
155	WESTINGHOUSE FREEZER 1988	1/01/88	396				396	10	MO S/L	396	0
156	PLAYGROUND EQUIPMENT 1988	1/01/88	1,603				1,603	15	MO S/L	1,603	0
157	MAYTAG WASHERS (2) 1989	1/01/89	946				946	10	MO S/L	946	0
158	MAYTAG (2) WASHERS/DONATED III	1/01/89	1,100				1,100	10	MO S/L	1,100	0
159	FRIGE FROM FOX & LAKE 1990	1/01/90	510				510	10	MO S/L	510	0
160	TELEVISION 1990/FRENCH	1/01/90	751				751	10	MO S/L	751	0
161	RANGE ILQ 1991	1/01/91	1,002				1,002	10	MO S/L	1,002	0
162	TV COTTAGE III 1991	7/31/91	500				500	10	MO S/L	500	0
163	MICROWAVE OFFICE/6/96 1991	9/30/91	297				297	10	MO S/L	297	0
164	REFRIGERATOR/ILQ 1991	10/01/91	399				399	10	MO S/L	399	0
165	TV COTTAGE IV 1991	10/01/91	500				500	10	MO S/L	500	0
166	SOFA/LOVESEAT/IV 91 10	11/20/91	900				900	10	MO S/L	900	0
167	END TABLES FRM SET 1991 10	12/17/91	396				396	9	MO S/L	396	0
168	MULTI/ERTHTNS LVSEAT FRM 01	12/17/91	560				560	10	MO S/L	560	0
169	LOVE SEAT/OFFICE 1992 10	3/31/92	700				700	10	MO S/L	700	0
170	COUCH/CA OFFICE 1992 10	4/30/92	448				448	10	MO S/L	448	0
171	DRESSERS/COTTAGE III 8/92 10	8/30/92	1,400				1,400	10	MO S/L	1,400	0
172	RANGES/4/DUPLEXES 9/92	9/30/92	1,400				1,400	10	MO S/L	1,400	0
173	DISHWASHER/4/DUPLEXES 9/92	9/30/92	829				829	1	MO S/L	829	0
174	WASHER/DUPLEX 4/APT 8 10/92	10/30/92	370				370	10	MO S/L	370	0
175	DRYER/DUPLEX 4/APT 8 10/92	10/30/92	330				330	10	MO S/L	330	0
176	WESTINGHOUSE FRIGE APT8 10/92	10/30/92	500				500	10	MO S/L	500	0
177	WATER HEATER III 10/92	10/30/92	1,517				1,517	10	MO S/L	1,517	0
178	GE WASHING MACHINE/D3/#5 11/92	11/30/92	450				450	10	MO S/L	450	0
179	GE DRYER DUPLEX 3/#5 11/92	11/30/92	350				350	10	MO S/L	350	0
180	REFRIGERATOR/DUP 3/#5 11/92	11/30/92	500				500	10	MO S/L	500	0
181	TV & STAND/DUP 3/#5 11/92	11/30/92	290				290	10	MO S/L	290	0
182	TV & STAND/DUP HP 12/95 11/92	11/30/92	290				290	10	MO S/L	290	0
183	SOFA DUPLEX 3/#5 11/92 10	11/30/92	749				749	93	MO S/L	749	0
184	MATT/SPRINGS DUP 3 11/92 10	11/30/92	1,440				1,440	10	MO S/L	1,440	0
185	BEDROOM SUITE/DUP 3/#5 11/92	11/30/92	480				480	10	MO S/L	480	0
186	MATT/SPRINGS D4/#7 11/92 10	11/30/92	630				630	10	MO S/L	630	0
187	4 PC BEDROOM SUITE 11/92	11/30/92	520				520	10	MO S/L	520	0
188	DINNETTE SET DUP 3/#5 11/92 10	11/30/92	380				380	10	MO S/L	380	0
189	5 PC DINNETTE SET/D4/#7 11/92	11/30/92	380				380	10	MO S/L	380	0
190	WINDOW FIXTURES/DUP 3 11/92	11/30/92	725				725	10	MO S/L	725	0
191	WINDOW FIXTURES/DUP 4 11/92	11/30/92	725				725	10	MO S/L	725	0
192	VOCATIONAL SHOP SHELVES 11/92	11/30/92	1,941				1,941	10	MO S/L	1,941	0
193	WASHERS(2) 6/7DUP 12/92	12/31/92	1,000				1,000	10	MO S/L	1,000	0
194	DRYERS (2) 6/7DUP 12/92	12/31/92	963				963	10	MO S/L	963	0
195	REFRIGERATORS(2) 6/7DUP 12/92	12/31/92	1,000				1,000	10	MO S/L	1,000	0
196	COUCH/DONATED/IV 01/93 10	1/31/93	300				300	10	MO S/L	300	0
197	REFRIGERATOR E CAMPUS HS 3/93	3/31/93	680				680	10	MO S/L	680	0
198	DINNETTE SET/APT 3 06/30/93	6/30/93	450				450	10	MO S/L	450	0
199	SOUND CABINET/GYM 06/30/93	6/30/93	849				849	10	MO S/L	849	0
200	AIR CONDITIONER/CC HS 8/93	8/18/93	766				766	10	MO S/L	766	0
201	AIR CONDITIONER/LAKE HS 8/93	8/19/93	1,344				1,344	10	MO S/L	1,344	0
202	FRIGE/FRENCH 8/93	8/30/93	719				719	10	MO S/L	719	0
203	ICEMAKER COTTAGE V 9/93 10YR	9/03/93	800				800	10	MO S/L	800	0
204	DESK/JACK'S OFFICE 10/93 10	10/15/93	458				458	10	MO S/L	458	0
205	EX CHAIR/JS OFFICE 10/93 10	10/30/93	300				300	10	MO S/L	300	0
206	COUCH/JS OFFICE 10/93 10	10/30/93	752				752	10	MO S/L	752	0
207	WATER HEATER/TV 11/93 10YRS	11/30/93	1,450				1,450	10	MO S/L	1,450	0
208	WATER HEATER/YC 4/94 11/93 10	11/30/93	187				187	10	MO S/L	187	0
209	ELEC ORGAN/DONATED 12/93 10	12/06/93	750				750	10	MO S/L	750	0
210	ENTERTAINMENT CENTER 1994	1/01/94	3,100				3,100	5	MO S/L	3,100	0
211	U-LINE ICEMAKER/OFFICE 2/94 10	2/01/94	550				550	10	MO S/L	550	0
212	COTTAGE V KA DISHWASHER 2/94	2/01/94	400				400	10	MO S/L	400	0
213	COTTAGE V VERSAMATIC VAC 2/94	2/28/94	431				431	10	MO S/L	431	0

85-6018576

Federal Asset Report

FYE: 6/30/2016

Form 990, Page 1

Asset	Description	Date In Service	Cost	Bus %	Sec 179	Bonus	Basis for Depr	Per Conv	Meth	Prior	Current
214	TELL CITY TABLES(2) V 4/94 10	4/03/94	837				837	10	MO S/L	837	0
215	MAYTAG WASHER/V BLK/WH 4/94 10	4/30/94	580				580	10	MO S/L	580	0
216	MAYTAG WASHER/V 4/94 10	4/30/94	580				580	10	MO S/L	580	0
217	MAYTAG DRYER/V BLK/WH 4/94 10	4/30/94	394				394	10	MO S/L	394	0
218	MAYTAG DRYER/COTT V 4/94 10	4/30/94	394				394	10	MO S/L	394	0
219	GE SPACEMAKER MICROWAVE V 4/94	4/30/94	479				479	10	MO S/L	479	0
220	GE SPACEMAKER MICROWAVE V 4/94	4/30/94	479				479	10	MO S/L	479	0
221	JENAIRE RANGE /V 4/94 10	4/30/94	1,173				1,173	10	MO S/L	1,173	0
222	GE JENAIRE RANGE/V 4/94 10	4/30/94	1,173				1,173	10	MO S/L	1,173	0
223	GIBSON UPRIGHT FREEZER V/4/94	4/30/94	500				500	10	MO S/L	500	0
224	GIBSON CHEST FREEZER/V 4/94 10	4/30/94	425				425	10	MO S/L	425	0
225	ADMIRAL REFRIGERATOR/V 4/94 10	4/30/94	717				717	10	MO S/L	717	0
226	BUNK BED SETS(4)/V 4/94 WOODEN	4/30/94	550				550	10	MO S/L	550	0
227	WOODEN 3 DRAWER DRESSERS(4)V	4/30/94	550				550	10	MO S/L	550	0
228	METAL TWIN BED SETS(4) 4/94 10	4/30/94	788				788	10	MO S/L	788	0
229	RD/WHT/BLU WOODEN DRESSERS/V	4/30/94	476				476	10	MO S/L	476	0
230	TELL CITY CHAIRS(18)/V 4/94 10	4/30/94	1,488				1,488	10	MO S/L	1,488	0
231	KITCHEN AID MIXER V 4/94 10	4/30/94	299				299	10	MO S/L	299	0
232	REFRIGERATOR V 05/94 10	5/01/94	717				717	10	MO S/L	717	0
233	SOFA/INDIAN PRNT 5/94 V 10	5/15/94	312				312	10	MO S/L	312	0
234	SOFA/INDIAN PRNT (2) V 5/94 10	5/15/94	312				312	10	MO S/L	312	0
235	CHAIR/INDIAN PRNT V 5/94 10	5/15/94	163				163	10	MO S/L	163	0
236	GREEN RECLINER V 5/94 10	5/15/94	310				310	10	MO S/L	310	0
237	GREEN RECLINER/ V 5/94 10	5/15/94	310				310	10	MO S/L	310	0
238	BUNKIE MATTRESSES(4) V 5/94 10	5/19/94	400				400	10	MO S/L	400	0
239	SINGER SEWING MACHINE/DON 5/94	5/31/94	300				300	10	MO S/L	300	0
240	EXTRACTOR/COTTAGE V 6/94 6	6/22/94	1,405				1,405	6	MO S/L	1,405	0
241	AM AIR MOVER/COTTAGE V 6/94 6	6/22/94	225				225	6	MO S/L	225	0
242	SSS 19XL BUFFER/V 6/94 6	6/22/94	828				828	6	MO S/L	828	0
243	VERSAMATIC VACUUM/V 07/94 6	7/07/94	459				459	6	MO S/L	459	0
244	FR DISHWASHER/KITCHENAID 8/94	8/04/94	400				400	10	MO S/L	400	0
245	GREEN VELVET LOVESEAT/8/94 10	8/25/94	350				350	10	MO S/L	350	0
246	MICROWAVE/EC HS 10/94 10	10/01/94	347				347	10	MO S/L	347	0
247	WPDOUBLE OVEN/III 10/94 10	10/01/94	915				915	10	MO S/L	915	0
248	DOWNDRAFT COOKTOP/III 10/94 10	10/01/94	702				702	10	MO S/L	702	0
249	KITCHEN AID DISPOSAL/III 10/94	10/01/94	206				206	10	MO S/L	206	0
250	BLT IN OVEN/EC HS 10/94 10	10/04/94	338				338	10	MO S/L	338	0
251	GIBSON UPRIGHT FRZR III 11/94	11/15/94	800				800	10	MO S/L	800	0
252	GIBSON CHEST FRZR III 11/94	11/15/94	680				680	10	MO S/L	680	0
253	ADMIRAL FRIGE III 11/94	11/15/94	660				660	10	MO S/L	660	0
254	ADMIRAL FRIGE III 11/94	11/15/94	660				660	10	MO S/L	660	0
255	CRANBERRY RECLINER III 11/94	11/15/94	335				335	10	MO S/L	335	0
256	CRANBERRY RECLINER III 11/94	11/15/94	335				335	10	MO S/L	335	0
257	WATER HEATER III 11/94	11/15/94	180				180	10	MO S/L	180	0
258	PADDED FOLDING CHAIRS 12/94 1	12/01/94	921				921	10	MO S/L	921	0
259	COTTAGE III BUNK BEDS 12/94 10	12/30/94	1,100				1,100	10	MO S/L	1,100	0
260	Pioneer Stereo V 1/94 6	1/25/95	599				599	6	MO S/L	599	0
261	OFFICE CHAIR/JL 1/94 6	1/31/95	250				250	6	MO S/L	250	0
262	COTT II VCR/DON/MULESHOE 2/95	2/01/95	323				323	10	MO S/L	323	0
263	TV ZENITH SEQ I 3/95	2/24/95	750				750	10	MO S/L	750	0
264	VCR ZENITH COTTAGE I 3/95	2/24/95	323				323	10	MO S/L	323	0
265	WHIRLPOOL OVEN 01 5/95 6	5/15/95	825				825	6	MO S/L	825	0
266	WHIRLPL DNRFT COOKTOP 0 5/95 6	5/15/95	370				370	6	MO S/L	370	0
267	WINDSOR VACUUM 01/IN 2 5/95 6	5/15/95	487				487	6	MO S/L	487	0
268	KENMORE VAC/SHMPR DON 5/95 6	5/15/95	225				225	6	MO S/L	225	0
269	KA DISHWASHER HPD 12/95 5/95	5/15/95	635				635	6	MO S/L	635	0
270	COTTAGE I BLINDS 5/95 10	5/15/95	1,000				1,000	10	MO S/L	1,000	0
271	GIBSON UPRIGHT FRZR/01 7/95 6	7/15/95	470				470	6	MO S/L	470	0
272	ADMIRAL FRIGE/01 7/95 6	7/15/95	590				590	6	MO S/L	590	0
273	ADMIRAL FRIGE/01 07/95 6	7/15/95	590				590	6	MO S/L	590	0
274	6 METAL TWIN HEAD BRDS/01 7/95	7/15/95	240				240	10	MO S/L	240	0
275	4 FULL/TWIN BUNK BED SETS 7/95	7/15/95	1,567				1,567	10	MO S/L	1,567	0
276	HEAT PUMP/SITTING ROOM OFFICE	7/15/95	828				828	10	MO S/L	828	0
277	ADMIRAL CHEST FREEZER/01 8/95	8/15/95	500				500	10	MO S/L	500	0
278	BED FRAMES (6) 01 8/95	8/15/95	216				216	10	MO S/L	216	0
279	5 END TABLES/DONATED 10/95	10/15/95	1,250				1,250	10	MO S/L	1,250	0
280	2 KING MATTRESSES/DONATED/10/95	10/15/95	1,400				1,400	10	MO S/L	1,400	0
281	YOUTH CENTER TABLES 10/95	10/15/95	524				524	10	MO S/L	524	0
282	CROSLEY FREEZERS 20/ IV 11/95	11/01/95	1,320				1,320	10	MO S/L	1,320	0
283	FURNACE/FRENCH 11/95 10	11/01/95	1,050				1,050	10	MO S/L	1,050	0
284	BLT IN OVEN IV 12/95 10	12/15/95	835				835	10	MO S/L	835	0

85-6018576

Federal Asset Report

FYE: 6/30/2016

Form 990, Page 1

Asset	Description	Date In Service	Cost	Bus %	Sec 179	Bonus	Basis for Depr	Per Conv	Meth	Prior	Current
285	DNRFT COOKTOP IV 12/95 10	12/15/95	374				374	10	MO S/L	374	0
286	WP DISHWASHER IV 12/95 10	12/15/95	412				412	10	MO S/L	412	0
287	WP BLT IN OVEN II 1/96	1/15/96	853				853	10	MO S/L	853	0
288	GE RANGE FARM DUPLEX 1/96	1/15/96	500				500	10	MO S/L	500	0
289	GE RANGE HP DUPLEX 1/96	1/15/96	500				500	10	MO S/L	500	0
290	WP DNRFT CKTP II 1/96	1/15/96	385				385	10	MO S/L	385	0
291	WP DISHWASHER II 1/96	1/15/96	385				385	10	MO S/L	385	0
292	WP DISHWASHER I(I TO HPD) 1/96	1/15/96	486				486	10	MO S/L	486	0
293	WP DISHWASHER FARM DUPLEX 1/96	1/15/96	451				451	10	MO S/L	451	0
294	TOP MOUNT REFRIGERATOR IV 1/96	1/15/96	590				590	10	MO S/L	590	0
295	REFRIGERATOR IV 1/96	1/15/96	590				590	10	MO S/L	590	0
296	GRN/WINE/CREAM SOFA IV 1/96	1/15/96	440				440	10	MO S/L	440	0
297	GRN/WINE/CREAM CHAIR IV 1/96	1/15/96	243				243	93	MO S/L	243	0
298	GRN/WINE/CREAM LVSEAT IV 1/96	1/15/96	351				351	10	MO S/L	351	0
299	4 BUNKBED SETS W/FULL IV 1/96	1/15/96	896				896	10	MO S/L	896	0
300	FINAL PMT ON COOKTOP	2/15/96	99				99	10	MO S/L	99	0
301	COOK TOP II 2/96	2/15/96	395				395	10	MO S/L	395	0
302	LZ BOY RECLINER 02 02/96	2/15/96	279				279	10	MO S/L	279	0
303	LZ BOY RECLINER 02 02/96	2/15/96	279				279	10	MO S/L	279	0
304	BLINDS COTTAGE II 02/96	2/15/96	350				350	10	MO S/L	350	0
305	(2) AIR CURTAINS/TORRES 7/96	7/15/96	2,080				2,080	10	MO S/L	2,080	0
306	BUNK BED W/MAT FL/HLF(4) 10/96	10/15/96	1,811				1,811	10	MO S/L	1,811	0
307	CONCESSION STAND WTR HTR 11/96	11/15/96	241				241	10	MO S/L	241	0
308	SEARS ICEMAKER VI 4/97	2/01/97	1,019				1,019	9	MO S/L	1,019	0
309	MICROWAVES (2) VI 4/97	4/15/97	562				562	10	MO S/L	562	0
310	DOWN DRAFT COOKTOP VI 4/97	4/15/97	644				644	10	MO S/L	644	0
311	WP DISHWASHER VI 4/97	4/15/97	388				388	10	MO S/L	388	0
312	MAYTAG WASHERS (2) VI 5/97	5/15/97	947				947	10	MO S/L	947	0
313	MAYTAG DRYERS (2) VI 5/97	5/15/97	853				853	10	MO S/L	853	0
314	GE ICE MAKER/BALLFIELD 5/97	5/15/97	200				200	5	MO S/L	200	0
315	VERSAMATIC VACUUM VI 5/97	5/15/97	487				487	10	MO S/L	487	0
316	COTTAGE VI FRIGE 5/97	5/15/97	160				160	10	MO S/L	160	0
317	CROSELY TV VI 5/97	5/15/97	490				490	10	MO S/L	490	0
318	SOUND SYSTEM VI 5/97	5/15/97	1,042				1,042	10	MO S/L	1,042	0
319	CROSELY VCR VI 5/97	5/15/97	240				240	10	MO S/L	240	0
320	FIREPLACE SCREEN/ACCS VI 5/97	5/15/97	234				234	5	MO S/L	234	0
321	GREEN/MAROON MULTI SOFA VI 5/97	5/15/97	680				680	10	MO S/L	680	0
322	DRK GRN VELVET CHAIR VI 5/97	5/15/97	202				202	10	MO S/L	202	0
323	4 BUNK BED FRAMES VI 5/97	5/15/97	608				608	10	MO S/L	608	0
324	QUEEN FRM/SPRNG/MATT SET VI 97	5/15/97	290				290	10	MO S/L	290	0
325	TWIN MATT/SPRNG SETS (12) 5/97	5/15/97	720				720	10	MO S/L	720	0
326	FULL MATTRESS SET VI 5/97	5/15/97	298				298	10	MO S/L	298	0
327	TWIN ADJUSTABLE FRMS(4) 5/97	5/15/97	100				100	10	MO S/L	100	0
328	18 DINING CHAIRS VI 5/97	5/15/97	756				756	10	MO S/L	756	0
329	BLINDS VI 5/97	5/15/97	1,500				1,500	5	MO S/L	1,500	0
330	TRADE-IN/UPGRADE WASHER 6/97	6/01/97	28				28	10	MO S/L	28	0
331	GE 25' CHEST FREEZER VI 6/97	6/01/97	518				518	10	MO S/L	518	0
332	GE UPRIGHT FREEZER VI 06/97	6/01/97	629				629	10	MO S/L	629	0
333	(2) REFRIGERATORS VI 06/97	6/01/97	1,867				1,867	10	MO S/L	1,867	0
334	TWIN BED HEADBOARDS VI 7/97	7/01/97	100				100	5	MO S/L	100	0
335	TWO MAYTAG WASHERS I 1/98	1/15/98	1,080				1,080	10	MO S/L	1,080	0
336	MAYTAG STOVE CC HS 1/98	1/15/98	550				550	10	MO S/L	550	0
337	MAYTAG DISHWASHER CC HS 1/98	1/15/98	430				430	10	MO S/L	430	0
338	AC/HEATER NW CORNER OFC 1/98	1/15/98	840				840	10	MO S/L	840	0
339	BLINDS II 1/98	1/15/98	1,600				1,600	5	MO S/L	1,600	0
340	BLUE/TAN/RED LVSEAT 02/98	2/15/98	600				600	10	MO S/L	600	0
341	BLUE/TAN/RED LVSEAT 02/98	2/15/98	559				559	10	MO S/L	559	0
342	REFRIGERATOR CROSELY 09/98	9/15/98	700				700	5	MO S/L	700	0
343	32 INCH TV FOR YC/MOVED TO II	1/01/99	800				800	5	MO S/L	800	0
344	QUILTER DISCOUNT/NONCASH DON	8/01/99	1,702				1,702	9	MO S/L	1,702	0
345	QUILTER EMBROIDERY MACHINE	8/19/99	1,999				1,999	9	MO S/L	1,999	0
346	DINING TABLE/CHAIRS FR 10/99	10/01/99	1,194				1,194	10	MO S/L	1,194	0
347	MAYTAG WASHER/FR 12/99	12/01/99	500				500	10	MO S/L	500	0
348	MAYTAG DRYER/FR 12/99	12/01/99	450				450	10	MO S/L	450	0
349	CROSELY RANGE/FR 12/99	12/01/99	648				648	10	MO S/L	648	0
350	CROSELY 20FT FREEZER/FR	12/01/99	650				650	10	MO S/L	650	0
351	MAYTAG WASHER	1/01/00	530				530	10	MO S/L	530	0
352	MAYTAG DRYER FRENCH 01/00	1/01/00	478				478	10	MO S/L	478	0
353	U-LINE ICEMAKERS (2) 01/00 VAR	1/01/00	1,294				1,294	10	MO S/L	1,294	0
354	U-LINE ICEMAKER FRENCH 01/00	1/01/00	647				647	10	MO S/L	647	0
355	COMMISSARY FRZR COMPRSR 1/00	1/01/00	2,236				2,236	10	MO S/L	2,236	0

85-6018576

Federal Asset Report

FYE: 6/30/2016

Form 990, Page 1

Asset	Description	Date In Service	Cost	Bus %	Sec 179	Bonus	Basis for Depr	Per Conv	Meth	Prior	Current
356	OAK DINING CHAIRS 2/00	2/01/00	4,320				4,320	10	MO S/L	4,320	0
357	GRILL PROJECT 3/00	3/01/00	1,053				1,053	5	MO S/L	1,053	0
358	BF REGRIGERATOR S/P DUPLEX NE	9/27/00	513				513	5	MO S/L	513	0
359	BF SOFA/LOVESEAT COTTAGE I	9/30/00	998				998	5	MO S/L	998	0
360	BF 2 LAZYBOY RECLINERS V	10/31/00	928				928	5	MO S/L	928	0
361	BF METAL FOLDING CHAIRS MBNA	12/31/00	1,548				1,548	5	MO S/L	1,548	0
362	BF ICE MAKER AMHOTEL TEAGUE	2/20/01	675				675	10	MO S/L	675	0
363	BF ICE MAKER II AMHOTEL	2/20/01	675				675	10	MO S/L	675	0
364	BF ICE MAKER III AMHOTEL	2/20/01	675				675	10	MO S/L	675	0
365	3 PIECE SOFA LOVESEAT 02/01	2/28/01	945				945	10	MO S/L	945	0
366	3 TRANE SYSTEMS/OFFICE 04/2001	4/11/01	12,193				12,193	5	MO S/L	12,193	0
367	BF A/C FOR FOSHEE APT	5/31/01	1,727				1,727	5	MO S/L	1,727	0
368	SOFA/LSEAT/RCLNR COTT IV 6/01	6/16/01	1,525				1,525	5	MO S/L	1,525	0
369	TRANE COTTAGE V 07/01	7/05/01	10,812				10,812	5	MO S/L	10,812	0
370	COTTAGE V BLIND REPLACE 07/01	7/05/01	750				750	5	MO S/L	750	0
371	CHAIR/OTTOMAN TEAGUE COTT 08/0	8/15/01	533				533	4	MO S/L	533	0
372	TEAGUE 62" SOFA 09/01	9/01/01	930				930	5	MO S/L	930	0
373	TEAGUE/2 ROCKER RECLINERS 9/01	9/01/01	1,130				1,130	5	MO S/L	1,130	0
374	TEAGUE TABLE/CHAIRS 09/01	9/01/01	3,952				3,952	10	MO S/L	3,952	0
375	BLINDS FOR TEAGUE COTT 09/01	9/01/01	2,550				2,550	5	MO S/L	2,550	0
376	ENT CNTR TEAGUE 09/01	9/12/01	1,564				1,564	5	MO S/L	1,564	0
377	TEAGUE 42" LOVESEAT 09/01	9/12/01	852				852	5	MO S/L	852	0
378	STOVE TOP FOR TEAGUE COTTAGE	11/01/01	754				754	5	MO S/L	754	0
379	W/P 30" DOUBLE OVEN	11/01/01	917				917	5	MO S/L	917	0
380	W/P REFRIGERATORS FOR TEAGUE	11/01/01	1,028				1,028	5	MO S/L	1,028	0
381	ROCKER FOR COTTAGE I 11/01	12/18/01	519				519	5	MO S/L	519	0
382	YOUTH CENTER FURNACE 01/2002	1/01/02	1,139				1,139	5	MO S/L	1,139	0
383	GRAY FOLDING TABLES (20) 3/02	3/15/02	4,000				4,000	10	MO S/L	4,000	0
384	SOFA/LOVESEAT PLUM PLAID VI	4/01/02	1,168				1,168	5	MO S/L	1,168	0
385	U-LINE ICEMAKER COTT I 07/02	7/15/02	670				670	5	MO S/L	670	0
386	HP DUPLEX QUEEN MATTRESS 10/02	10/01/02	700				700	10	MO S/L	700	0
387	YC ICE MAKER MANITOWAC 10/2002	10/01/02	3,524				3,524	5	MO S/L	3,524	0
388	MAPLE FURN/NMCCH CMPS 12/02	12/01/02	1,000				1,000	5	MO S/L	1,000	0
389	3PAVILION PICNIC TABLES 2003	4/20/03	1,908				1,908	10	MO S/L	1,908	0
390	HEAT PUMP COTTAGE II 05/2003	5/01/03	6,333				6,333	10	MO S/L	6,333	0
392	HEAT PUMP COTTAGE IV 05/2003	5/01/03	6,333				6,333	10	MO S/L	6,333	0
393	FLORAL SOFA/LVST BARKER 03	7/15/03	1,000				1,000	2	MO S/L	1,000	0
394	U LINE ICEMAKER COTT 04	8/15/03	724				724	5	MO S/L	724	0
395	WATER HEATER I 2004	2/16/04	2,432				2,432	5	MO S/L	2,432	0
396	YOUTH CENTER TABLES	7/01/04	2,539				2,539	10	MO S/L	2,539	0
397	GYM SOUND SYSTEM	10/01/04	7,704				7,704	5	MO S/L	7,704	0
398	LOVESEATS FOR GARDEN OF HONOR	10/01/04	1,300				1,300	5	MO S/L	1,300	0
399	CHAIRS CONFERENCE CENTER/GYM	10/01/04	3,532				3,532	5	MO S/L	3,532	0
400	VACUUM HALL OF HONOR 11/04	11/01/04	691				691	7	MO S/L	691	0
401	HEAT PUMP IV 11/2004	11/01/04	3,426				3,426	6	MO S/L	3,426	0
402	HALL OF HONOR BRONZE STATUE	11/01/04	1,250				1,250	10	MO S/L	1,250	0
403	WATER HEATER 07/2005	7/01/05	3,123				3,123	10	MO S/L	3,123	0
404	HEAT PUMP COTTAGE 1 10/2005	10/01/05	4,435				4,435	20	MO S/L	2,162	222
405	W/P DOUBLE OVEN VI 01/2006	1/15/06	1,200				1,200	10	MO S/L	1,140	60
406	HEAT PUMP 06/2007 APT 5	6/15/07	5,407				5,407	10	MO S/L	4,371	540
407	HEAT PUMP APT 6 6/2007	6/15/07	5,407				5,407	10	MO S/L	4,371	540
408	HEAT PUMP APT 7 6/2007	6/15/07	5,407				5,407	10	MO S/L	4,371	540
409	APARTMENT 1 HEAT PUMP 07/2007	7/10/07	5,207				5,207	10	MO S/L	4,166	520
410	APARTMENT 2 HT PUMP 7/2008	7/10/07	5,407				5,407	10	MO S/L	4,326	540
411	APT 3 HEAT PUMP 7/2007	7/10/07	5,135				5,135	10	MO S/L	4,108	514
412	APT 4 HEAT PUMP 7/2007	7/10/07	5,135				5,135	10	MO S/L	4,108	514
413	HEAT PUMP/TR HS	7/15/07	5,753				5,753	10	MO S/L	4,602	576
414	HEAT PUMP MILLER HOUSE	10/15/07	6,407				6,407	10	MO S/L	4,965	641
415	WAHLMAN APT 5 HEATPUMP 10/08	1/01/08	4,172				4,172	5	MO S/L	4,172	0
416	TAPPAN HEATING/COOLING EC 5/08	5/15/08	5,767				5,767	5	MO S/L	5,767	0
417	HP DUPLEX TAPPAN HT/COOL 5/08	5/15/08	4,843				4,843	5	MO S/L	4,843	0
418	CC HS HEAT PUMP	6/01/08	3,777				3,777	5	MO S/L	3,777	0
419	WAHLMAN APT 1 HEATPUMP 10/08	10/01/08	4,172				4,172	5	MO S/L	4,172	0
420	WAHLMAN APT 2 HEATPUMP 10/08	10/01/08	4,172				4,172	5	MO S/L	4,172	0
421	KLEIN SECURITY COTT01 12/2008	12/15/08	5,121				5,121	5	MO S/L	5,121	0
422	KLEIN SECURITY COTT02 12/2008	12/15/08	6,357				6,357	5	MO S/L	6,357	0
423	KLEIN SECURITY COTT03 12/2008	12/15/08	5,121				5,121	5	MO S/L	5,121	0
424	KLEIN SECURITY COTT04 12/200	12/15/08	5,121				5,121	5	MO S/L	5,121	0
425	KLEIN SECURITY COTT05 12/200	12/15/08	6,563				6,563	5	MO S/L	6,563	0
426	KLEIN SECURITY COTT06 12/200	12/15/08	6,563				6,563	5	MO S/L	6,563	0
427	KLEIN SECURITY COTT FR 12/20	12/15/08	4,337				4,337	5	MO S/L	4,337	0

85-6018576

Federal Asset Report

FYE: 6/30/2016

Form 990, Page 1

Asset	Description	Date In Service	Cost	Bus %	Sec 179	Bonus	Basis for Depr	Per Conv	Meth	Prior	Current
428	KLEIN SECURITY COTT TG	12/20	12/15/08	6,563			6,563	5	MO S/L	6,563	0
429	ILQ HEATER		12/15/08	2,250			2,250	5	MO S/L	2,250	0
430	WAHLMAN APT 3 HEAT PUMP		12/15/08	4,172			4,172	5	MO S/L	4,172	0
431	WAHLMAN APT #4 HEAT PUMP		12/15/08	4,172			4,172	5	MO S/L	4,172	0
432	WAHLMAN APT #6 HEAT PUMP		12/15/08	4,172			4,172	5	MO S/L	4,172	0
433	PLAYGROUND TUNNEL	7/08	2/03/09	2,849			2,849	10	MO S/L	1,828	285
434	HEAT PUMPS (2) COTT 01	5/2009	5/15/09	4,079			4,079	5	MO S/L	4,079	0
435	CAMPUS MEDIAN AREA		1/01/60	1,800			1,800	20	MO S/L	1,800	0
436	CAMPUS PAVEMENT PRE	1986	1/01/80	19,846			19,846	20	MO S/L	19,846	0
437	PAVING COST TO	6/83	6/01/83	29,062			29,062	49	MO S/L	8,462	586
438	WATER/SEWER LINE PRE	86	1/01/86	2,823			2,823	10	MO S/L	2,823	0
439	GAS LINES	1986	3/30/86	4,826			4,826	19	MO S/L	4,826	0
440	COTTAGE FENCES	1987	1/01/87	566			566	10	MO S/L	566	0
441	MEDIAN REMODEL	1990	6/30/90	2,137			2,137	14	MO S/L	2,137	0
442	SEWER LINES/CAMPUS	1990	6/30/90	1,543			1,543	15	MO S/L	1,543	0
443	GAS LINE/FRENCH	1991	10/30/91	3,402			3,402	40	MO S/L	2,013	85
444	GAS LINE/TERRY HOUSE	1991	10/30/91	3,212			3,212	40	MO S/L	1,900	80
445	3 HP PUMP/STORAGE		3/01/92	409			409	10	MO S/L	409	0
446	UNDERGRND/ELECTRICAL LNS	11/92	11/30/92	2,853			2,853	15	MO S/L	2,853	0
447	CAMPUS GAS LINES	11/92	11/30/92	5,528			5,528	15	MO S/L	5,528	0
448	DUPLEX 3 FENCE	4/93	4/23/93	1,234			1,234	7	MO S/L	1,234	0
449	DUPLEX 4 FENCE	4/93	4/23/93	1,234			1,234	7	MO S/L	1,234	0
450	CAMPUS CURBING/STVNS	6/93	6/01/93	7,794			7,794	15	MO S/L	7,794	0
451	DUPLEX YARDS	08/93	8/30/93	2,023			2,023	15	MO S/L	2,023	0
452	LAKE HOUSE WELL	12/93	12/31/93	2,613			2,613	15	MO S/L	2,613	0
453	COTTAGE V IRRIGATION LINE	2/94	2/28/94	1,020			1,020	15	MO S/L	1,020	0
454	IRRIGATION LNS/COTTAGE V	3/94	3/31/94	3,776			3,776	15	MO S/L	3,776	0
455	COMMISSARY/VOC PAVEMENT	4/94	4/01/94	12,322			12,322	15	MO S/L	12,322	0
456	COTTAGE V WATERLINE	4/94	4/30/94	180			180	10	MO S/L	180	0
457	DUPLEX PAVEMENT	5/94	5/15/94	26,107			26,107	15	MO S/L	26,107	0
458	1.5 FR HS WELL/PUMP	6/94	6/15/94	374			374	10	MO S/L	374	0
459	COTTAGE V FENCE	8/94	8/12/94	1,928			1,928	7	MO S/L	1,928	0
460	COTTAGE V LANDSCAPING	8/94	8/30/94	1,728			1,728	7	MO S/L	1,728	0
461	COTTAGE V SPRINKLER SYS	8/94	8/30/94	3,244			3,244	15	MO S/L	3,244	0
462	COTTAGE V PAVEMENT	2/95	1/31/95	21,082			21,082	15	MO S/L	21,082	0
463	CAMPUS PAVEMENT UPGRADE	2/95	1/31/95	30,995			30,995	15	MO S/L	30,995	0
464	BASKETBALL COURT/FRENCH	11/95	11/01/95	1,766			1,766	15	MO S/L	1,766	0
465	HP/FARM DUPLEX DIRVEWAY	05/96	5/15/96	3,553			3,553	15	MO S/L	3,553	0
466	PURCHASE 24 TREES		2/15/97	1,852			1,852	30	MO S/L	1,137	62
467	COTTAGE V GAS LINE		4/01/97	875			875	15	MO S/L	875	0
468	CAMPUS/TREE LINES	4/97	4/15/97	25,998			25,998	15	MO S/L	25,998	0
469	IMPROVING TREES	8/97	7/01/97	700			700	40	MO S/L	315	18
470	COTTAGE VI FENCE	8/97	8/01/97	2,189			2,189	10	MO S/L	2,189	0
471	CAMPUS TREE PROJECT	9/97	9/30/97	3,805			3,805	15	MO S/L	3,805	0
472	JUNIPER TREES/CAMPUS	9/97	9/30/97	500			500	15	MO S/L	500	0
473	FENCE & LIGHTS/BALLFIELD	9/97	9/30/97	52,722			52,722	10	MO S/L	52,722	0
474	DRIP LINES/TREES	9/97	9/30/97	56			56	9	MO S/L	56	0
475	SPRINKLER/BALLFIELD	09/97	9/30/97	1,277			1,277	5	MO S/L	1,277	0
476	WELL AT COTTAGE VI	9/97	9/30/97	1,315			1,315	15	MO S/L	1,315	0
477	COTTAGE V MEDIAN	12/97	12/01/97	3,050			3,050	10	MO S/L	3,050	0
478	COTTAGE VI LANDSCAPING	12/97	12/01/97	3,879			3,879	10	MO S/L	3,879	0
479	COTTAGE VI MEDIAN	12/97	12/01/97	2,731			2,731	10	MO S/L	2,731	0
480	COTTAGE VI DRIVEWAY	12/97	12/01/97	5,817			5,817	15	MO S/L	5,817	0
481	REPAIR ON VI WELL	12/97	12/01/97	1,487			1,487	15	MO S/L	1,487	0
482	LIGHTS/SIGN FINAL BB FL	9/98	9/01/98	6,052			6,052	10	MO S/L	6,052	0
483	HP DUPLEX FENCE	9/30	9/01/98	4,602			4,602	7	MO S/L	4,602	0
484	DUPLEX 5 WELL HOUSE LINES	9/98	9/01/98	1,499			1,499	15	MO S/L	1,499	0
485	CAMPUS INCENERATOR	12/97	12/01/98	1,692			1,692	10	MO S/L	1,692	0
486	BALLFIELD BLEACHERS	12/98	12/01/98	4,600			4,600	10	MO S/L	4,600	0
487	BASEBALL FIELD	12/97	12/01/98	2,428			2,428	30	MO S/L	1,342	81
488	CAMPUS PAVEMENT PATCHES	3/99	3/15/99	3,875			3,875	10	MO S/L	3,875	0
489	YARD/DR PREP TEAGUE COT	12/01	12/15/01	12,685			12,685	10	MO S/L	12,685	0
490	TEAGUE YARD EXP CLOSE	12/02	12/01/02	2,830			2,830	10	MO S/L	2,830	0
491	TEAGUE FENCE CLOSED	12/02	12/01/02	8,994			8,994	7	MO S/L	8,994	0
492	REPAIR COTTAGE VI WELL		4/01/03	1,495			1,495	5	MO S/L	1,495	0
493	WELL AT LAKE HOUSE	11/04	11/01/04	1,000			1,000	10	MO S/L	1,000	0
494	REPLACEMENT PLAYGROUND PUMP		3/01/05	1,934			1,934	5	MO S/L	1,934	0
495	WELL/PUMP V		4/26/05	1,048			1,048	10	MO S/L	1,048	0
496	MONITORING WELLS		6/15/05	4,830			4,830	5	MO S/L	4,830	0
497	1/2 HP PMPS/MONITORING WELLS		6/30/05	2,248			2,248	5	MO S/L	2,248	0
498	3 HP BEHIND COTTAGE1/DOG HS		5/15/09	1,147			1,147	10	MO S/L	707	115

85-6018576

Federal Asset Report

FYE: 6/30/2016

Form 990, Page 1

Asset	Description	Date In Service	Cost	Bus %	Sec 179	Bonus	Basis for Depr	Per Conv	Meth	Prior	Current
499	5 HP PUMP REPLACEMENT VI	6/15/09	3,031				3,031	10	MO S/L	1,844	303
500	TERRY FARM HOUSE	1/01/53	9,500				9,500	40	MO S/L	9,500	0
501	PLUMBING UPDATE TERRY HOUSE	1/01/74	1,230				1,230	20	MO S/L	1,230	0
502	TERRY HOUSE REMODEL '80	6/01/80	10,646				10,646	19	MO S/L	10,646	0
503	TERRY HOUSE ADDITION '81	5/01/81	1,414				1,414	20	MO S/L	1,414	0
504	VOCATIONAL SHOP TO '83	6/01/83	15,897				15,897	17	MO S/L	15,897	0
505	TERRY HOUSE REMODEL '85	6/01/85	32,366				32,366	18	MO S/L	32,366	0
506	VOCATIONAL AG/SHOP TO '83	6/01/86	24,132				24,132	46	MO S/L	15,258	524
507	VOCATIONAL SHOP REMODEL '86	6/01/86	3,792				3,792	17	MO S/L	3,792	0
508	VOCATIONAL SHOP REMODEL '92	6/30/92	33,638				33,638	40	MO S/L	19,342	841
509	TERRY HOUSE CARPORT 12/92	12/31/92	13,002				13,002	40	MO S/L	7,314	325
510	EXTEND SHOP FLOOR 12/99	12/01/99	6,204				6,204	30	MO S/L	3,223	207
511	FF NEW CARPET POYNORS 6/01	6/30/01	2,695				2,695	5	MO S/L	2,695	0
512	REMODEL/REPLACE ROOF 11/02	11/01/02	4,950				4,950	40	MO S/L	1,568	123
513	MILLER PLACE BARN	5/15/04	15,428				15,428	5	MO S/L	15,428	0
514	AG SHOP SEPTIC TANK	1/01/09	1,430				1,430	15	MO S/L	620	95
515	SCRAPER '75 ITC 1295	7/01/75	278				278	4	MO S/L	278	0
516	AIR IMPACT WRENCH '78 ITC17.01	7/01/78	255				255	4	MO S/L	255	0
517	SEARS ELECTRIC WELDER 1980	1/01/80	250				250	10	MO S/L	250	0
518	WIRE ROLLER 1985	1/01/85	300				300	10	MO S/L	300	0
519	MULCHER SHANKS 1987	1/01/87	700				700	10	MO S/L	700	0
520	MTL GRAIN/PKUP/FLTBED TRAILERS	1/01/87	770				770	10	MO S/L	770	0
521	20' TANDEM DISK 1988	1/01/88	1,530				1,530	10	MO S/L	1,530	0
522	14' OFFSET DISK 1988	1/01/88	2,530				2,530	10	MO S/L	2,530	0
523	BLADE COLTER AND LIFT 1989	1/01/89	650				650	10	MO S/L	650	0
524	3 7 MULCHERS 1989	1/01/89	1,488				1,488	10	MO S/L	1,488	0
525	CUTOFF SAW VICE AND MIXER 1989	1/01/89	550				550	10	MO S/L	550	0
526	BOBCAT WELDER 1989	1/01/89	2,000				2,000	10	MO S/L	2,000	0
527	NURSETANK DONATED 1983	1/01/89	3,200				3,200	10	MO S/L	3,200	0
528	TOOLBAR AND SHANKS 1990	1/01/90	2,500				2,500	10	MO S/L	2,500	0
529	8 - 6 ROW PLANTER	1/01/90	2,000				2,000	10	MO S/L	2,000	0
530	TOOLBOX 1990	1/01/90	690				690	10	MO S/L	690	0
531	2 INCH IRRIGATION PIPE 1990	1/01/90	1,860				1,860	10	MO S/L	1,860	0
532	AIR COMPRESSOR 1991	1/01/91	1,695				1,695	10	MO S/L	1,695	0
533	WYLIE 500 GAL SPRAYER '92	3/31/92	4,040				4,040	10	MO S/L	4,040	0
534	DIESEL TANK/DONATED '92	5/31/92	750				750	10	MO S/L	750	0
535	VIC/ACETELLEN TORCH '92	7/01/92	430				430	10	MO S/L	430	0
536	MILLER DIALARC 250 WELDER '92	7/01/92	860				860	10	MO S/L	860	0
537	JET POWER WASHER '92	7/01/92	2,275				2,275	10	MO S/L	2,275	0
538	WELDER/VOAG 1992	7/01/92	2,070				2,070	10	MO S/L	2,070	0
539	12 VOLT SPRAYER 1983	1/01/93	400				400	10	MO S/L	400	0
540	BIG OX DEEP RIPPER 02/93	2/03/93	1,800				1,800	10	MO S/L	1,800	0
541	POST HOLE DIGGER 02/93	2/24/93	601				601	10	MO S/L	601	0
542	LATERAL SPRINKLER MOTOR 3/93	3/05/93	305				305	10	MO S/L	305	0
543	HYDRAULIC FLOOR JACK 12/93 10	12/13/93	757				757	10	MO S/L	757	0
544	GUIDE WHEELS 05/94 10	5/14/94	496				496	10	MO S/L	496	0
545	Flex King Rod Weeder 1/94 10	1/17/95	2,000				2,000	10	MO S/L	2,000	0
546	COMPRESSOR/DONATED VAUGHN 6/9	6/01/96	700				700	10	MO S/L	700	0
547	6 ROW WHEAT DRILL 9/96 JN DEER	9/15/96	4,500				4,500	10	MO S/L	4,500	0
548	PRESS WHEELS/WHEAT DRILL 9/96	9/15/96	2,771				2,771	10	MO S/L	2,771	0
549	SCHAFFER OFFSET DISK PLOW 12/98	12/15/98	1,500				1,500	10	MO S/L	1,500	0
550	ROLLA CONE DONATED 10/99	10/01/99	1,500				1,500	10	MO S/L	1,500	0
551	SPREADER F4095 01/00	1/01/00	4,128				4,128	10	MO S/L	4,128	0
552	25' EQUIPMENT TRAILER	1/15/03	4,700				4,700	10	MO S/L	4,700	0
553	1/4 MI SIDEROLL MLR 5/2004	5/15/04	1,741				1,741	5	MO S/L	1,741	0
554	DRILL PRESS 4/2005	4/12/05	1,125				1,125	5	MO S/L	1,125	0
555	BUSH HOG SHREDDER	11/01/06	7,350				7,350	7	MO S/L	7,350	0
556	TERRY FARM HOUSE OVEN '92	7/01/92	575				575	10	MO S/L	575	0
557	DOMESTIC WELL/DC 1974	1/01/74	500				500	20	MO S/L	500	0
558	UNDRGRND PIPE 1975	1/01/75	2,000				2,000	20	MO S/L	2,000	0
559	TERRY IRRIGATION WELL 1975	1/01/75	1,625				1,625	20	MO S/L	1,625	0
560	TERRY UNDRGRND PIPE 1977	1/01/77	524				524	20	MO S/L	524	0
561	FENCE ITC 104.5H '85	7/01/85	1,045				1,045	4	MO S/L	1,045	0
562	HOME PLACE FENCE 1986/1987	1/01/87	1,566				1,566	10	MO S/L	1,566	0
563	PUMP REPLACED #13 1987	1/01/87	349				349	10	MO S/L	349	0
564	TERRY DOMESTIC WELL	1/01/87	500				500	10	MO S/L	500	0
565	IRRIGATION WELLS 1976	1/01/87	3,750				3,750	10	MO S/L	3,750	0
566	FRENCH FENCE 1988	1/01/88	2,333				2,333	10	MO S/L	2,333	0
567	WILLIAMS UNDRGRND 1990	1/01/88	7,931				7,931	5	MO S/L	7,931	0
568	METERS & INSTALLATION 1988 WM	1/01/88	1,409				1,409	10	MO S/L	1,409	0
569	FENCE /FRENCH '90	6/30/90	1,137				1,137	9	MO S/L	1,137	0

85-6018576

Federal Asset Report

FYE: 6/30/2016

Form 990, Page 1

Asset	Description	Date In Service	Cost	Bus %	Sec 179	Bonus	Basis for Depr	Per Conv	Meth	Prior	Current
570	WILLIAMS UNDRGRND 1991	1/01/91	5,500				5,500	5	MO S/L	5,500	0
571	WELL #1/WILLIAMS 01/93	1/14/93	3,121				3,121	10	MO S/L	3,121	0
572	WELL #2/WILLIAMS 01/93	1/14/93	3,121				3,121	10	MO S/L	3,121	0
573	WELL #3/WILLIAMS 01/93	1/14/93	3,121				3,121	10	MO S/L	3,121	0
574	WELL #4/WILLIAMS 01/93	1/14/93	3,121				3,121	10	MO S/L	3,121	0
575	7 1/2 HP SUB/HM PL 9/93 10	9/20/93	1,433				1,433	10	MO S/L	1,433	0
576	UNDERGROUND PIPE/TERRY 2/94	2/28/94	1,907				1,907	15	MO S/L	1,907	0
577	5 HP PUMP/MTR N OF DUP 3/94 10	3/10/94	2,137				2,137	10	MO S/L	2,137	0
578	10 HP SUB MOTOR/WM 3/28 10	3/28/94	1,163				1,163	10	MO S/L	1,163	0
579	COMPLETION UNDERGRND/TR 3/94	3/31/94	8,654				8,654	15	MO S/L	8,654	0
580	UNDERGROUND LINE TERRY 4/94	4/30/94	257				257	10	MO S/L	257	0
581	CIRCLE SPRINKLER SYS WM 11/94	11/01/94	30,978				30,978	15	MO S/L	30,978	0
582	DICTION DOMESTIC UPGRADE 9/98	9/01/98	700				700	10	MO S/L	700	0
583	1/2 HP SUB PUMP 1/99	1/25/99	593				593	10	MO S/L	593	0
584	3 HP PUMP/BULA	4/01/00	1,892				1,892	10	MO S/L	1,892	0
585	2 HP 4 INCH PUMP/MOTOR BULA	6/01/00	1,163				1,163	10	MO S/L	1,163	0
586	FF PUMP FOR FRENCH FARM WELL	2/28/01	545				545	10	MO S/L	545	0
587	FINAL PAYMENT ON SPRINKLER /HM	3/01/02	4,287				4,287	15	MO S/L	3,811	286
588	CIRCLE SPRINKLER HM 03/2002	3/18/02	30,000				30,000	15	MO S/L	26,500	2,000
589	7 1/2 HP SUB WM #4 06/2002	6/15/02	2,522				2,522	5	MO S/L	2,522	0
590	7 1/2 HP SUBMERSIBLE WM 6/02	6/15/02	2,501				2,501	5	MO S/L	2,501	0
591	5 HP SUB N OF TERRY PLC 06/02	6/15/02	1,022				1,022	5	MO S/L	1,022	0
592	WILLIAMS FEED YARD FENCE 08/02	8/01/02	7,178				7,178	10	MO S/L	7,178	0
593	COMPLETE WILLIAMS FENCE 2004	2/16/04	1,813				1,813	10	MO S/L	1,813	0
594	1/4 MI UNDERGROUND MLR 5/2004	5/15/04	2,332				2,332	7	MO S/L	2,332	0
595	MILLER PLACE PUMPS/WELLS	5/15/04	4,342				4,342	5	MO S/L	4,342	0
596	5 HP SUB PUMP 3 PHASE	10/12/05	2,503				2,503	20	MO S/L	1,220	126
597	ADDITIONAL CHARGES/PUMP #1 WM	12/01/05	233				233	20	MO S/L	112	11
598	TEAGUE PORTION/TERRY FENCE6/06	9/30/06	3,502				3,502	7	MO S/L	3,502	0
599	5 HP WILLIAMS #4 RPLCMNT4/2007	4/01/07	3,279				3,279	10	MO S/L	2,705	328
600	REPLACING MILLER PUMP	10/01/08	4,419				4,419	10	MO S/L	2,983	441
601	1194 CASE TRACTOR 1988	1/01/88	12,500				12,500	10	MO S/L	12,500	0
602	4455 JOHN DEER 1991	1/01/91	64,588				64,588	5	MO S/L	64,588	0
603	J.D. 4455 MFWD 01/00	1/01/00	45,000				45,000	10	MO S/L	45,000	0
604	99 FORD F250 SUPER DUTY PU	4/27/01	19,900				19,900	5	MO S/L	19,900	0
605	78 FORD RANCHERO 06/2009	5/15/09	1,500				1,500	5	MO S/L	1,500	0
606	JD RIDING MOWER 1984	1/01/84	3,000				3,000	10	MO S/L	3,000	0
607	TABLE SAW DONATED 1988	1/01/88	500				500	5	MO S/L	500	0
608	STIHL CHAIN SAW 1989	1/01/89	221				221	10	MO S/L	221	0
609	TORO LAWN MOWER 1990	1/01/90	540				540	5	MO S/L	540	0
610	1/2 SUBPUM FRENCH 1991	1/01/91	651				651	5	MO S/L	651	0
611	NAILER 1991	1/01/91	351				351	10	MO S/L	351	0
612	STUDIO MASTER MIXER/AMP 1992	1/01/92	1,495				1,495	5	MO S/L	1,495	0
613	SWANSON/22 WIRELESS MIC 1992	1/01/92	580				580	5	MO S/L	580	0
614	LECTURN 1992	1/01/92	335				335	10	MO S/L	335	0
615	RADIAL ARM SAW/VOC 1992	3/31/92	400				400	10	MO S/L	400	0
616	VIC/ACCETELENE TORCH/VOC 1992	4/30/92	430				430	10	MO S/L	430	0
617	AIR COMPRESSOR/VO 1992	4/30/92	1,025				1,025	10	MO S/L	1,025	0
618	AIR LIFT/VOC 1992	4/30/92	679				679	10	MO S/L	679	0
619	PORTABLE POWER PUMP/VO 1992	4/30/92	652				652	10	MO S/L	652	0
620	BAND SAW/VOCATIONAL BLDG 92	7/01/92	349				349	10	MO S/L	349	0
621	BACK BOARDS 7/92 BECKLEY CARDY	7/01/92	1,307				1,307	10	MO S/L	1,307	0
622	BACK BOARD/FLAG HS 07/1992	7/29/92	1,713				1,713	10	MO S/L	1,713	0
623	NAIL GUN 07/1992	7/31/92	560				560	10	MO S/L	560	0
624	TRAINER STATION 08/92	8/30/92	7,339				7,339	10	MO S/L	7,339	0
625	70 AMP BOGEN YC 10/92	10/30/92	450				450	10	MO S/L	450	0
626	PING PONG/YC/LADIES ASSOC11/92	11/30/92	384				384	10	MO S/L	384	0
627	ROTOTILLER 5/93 POYNORS	5/30/93	600				600	10	MO S/L	600	0
628	JOHN DEERE LAWN MOWER 5/93 DON	5/31/93	1,500				1,500	10	MO S/L	1,500	0
629	TWO CYCLE MOWER 07/93	7/30/93	532				532	10	MO S/L	532	0
630	718 GRASSHOPPER MOWER 9/93	9/30/93	6,000				6,000	10	MO S/L	6,000	0
631	PICNIC TABLES 9/93 10YRS	9/30/93	428				428	10	MO S/L	428	0
632	CHAIN SAW/POYNORS 10/93 6	10/30/93	265				265	6	MO S/L	265	0
633	WELCOME MATS/YTH CNTR 11/93 10	11/30/93	1,135				1,135	10	MO S/L	1,135	0
634	TITAN EPIC AIRLESS SP 7/94 6	7/01/94	899				899	6	MO S/L	899	0
635	BOSCH HAMMER/GARY FIELDS 9/94	9/02/94	702				702	6	MO S/L	702	0
636	TON AND A HALF PU TRLR 11/94	11/15/94	1,000				1,000	10	MO S/L	1,000	0
637	SENCO NAIL GUN SN325 12/94 6	12/30/94	525				525	6	MO S/L	525	0
638	TIRE CHANGER/DNTD HAYDON 4/95	4/01/95	1,610				1,610	10	MO S/L	1,610	0
639	PINWELDER/HAYNIES 04/95	4/05/95	280				280	10	MO S/L	280	0
640	GF NAIL GUN/FIELDS 5/95 5	5/15/95	300				300	10	MO S/L	300	0

85-6018576

Federal Asset Report

FYE: 6/30/2016

Form 990, Page 1

Asset	Description	Date In Service	Cost	Bus %	Sec 179	Bonus	Basis for Depr	Per Conv	Meth	Prior	Current
641	TORO LAWN MOWER PHDWE 8/95 10	8/15/95	905				905	10	MO S/L	905	0
642	TORO LAWN MOWER PHDWE 8/95 950	8/15/95	905				905	10	MO S/L	905	0
643	LAWN MOWER/MSTRCRFT 9/95 5	9/01/95	220				220	5	MO S/L	220	0
644	16' UTILITY TRAILER K&G 10/95	10/15/95	996				996	10	MO S/L	996	0
645	(4) SHURE MICS/YC 05/96	5/01/96	640				640	5	MO S/L	640	0
646	CEMENT MIXER ENGINE 5/96	5/15/96	1,172				1,172	10	MO S/L	1,172	0
647	6 X 10 CARGO TRAILER 5/96	5/15/96	2,243				2,243	10	MO S/L	2,243	0
648	POPCORN POPPER/BALLFIELD 5/96	6/12/96	381				381	10	MO S/L	381	0
649	3 1/2 HP 11 GAL COMPRESSOR 7/96	7/15/96	262				262	10	MO S/L	262	0
650	SILVER FLUTE DONATED 9/96	9/15/96	200				200	10	MO S/L	200	0
651	BUNDY CLARINET DONATED 9/96	9/15/96	325				325	10	MO S/L	325	0
652	5' TANDEM/YARDS 09/96 10 YRS	9/17/96	425				425	10	MO S/L	425	0
653	BATTING MACHINE 7/97	7/01/97	1,692				1,692	5	MO S/L	1,692	0
654	SOFT TOSS MACHINE BALLFLD 7/97	7/01/97	424				424	5	MO S/L	424	0
655	72 INCH GRASSHOPPER MOWER 8/97	8/01/97	9,360				9,360	5	MO S/L	9,360	0
656	POPCORN MACHINE BALLFIELD 3/98	3/15/98	983				983	5	MO S/L	983	0
657	BALLFIELD SOUND SYSTEM 5/98	5/01/98	515				515	5	MO S/L	515	0
658	DR. TRIMMER/MOWER 06/98	7/15/98	894				894	5	MO S/L	894	0
659	CRFSTSMN RIDING MOWER W/TRLR9	7/15/98	1,700				1,700	5	MO S/L	1,700	0
660	SEARS GENERATOR 08/99	8/01/99	600				600	9	MO S/L	600	0
661	SEARS GENERATORS (5) 09/99	9/01/99	3,025				3,025	10	MO S/L	3,025	0
662	AIR COMPRESSOR 02/00	2/01/00	990				990	10	MO S/L	990	0
663	GATOR FOR CAMPUS 4/00	4/01/00	8,736				8,736	5	MO S/L	8,736	0
664	SPRAYER FOR GATOR 4/00	4/01/00	829				829	5	MO S/L	829	0
665	ROTOROOTER 05/00	5/01/00	1,785				1,785	5	MO S/L	1,785	0
666	CAR TOW DOLLIE	6/01/00	825				825	10	MO S/L	825	0
667	LIFT AND WHEEL BALANCER 08/01	8/31/01	2,500				2,500	8	MO S/L	2,500	0
668	AIR PURIFIER FOR CAMPUS	2/01/02	700				700	5	MO S/L	700	0
669	JD 660 ROTARY TILLER 04/02	4/01/02	1,250				1,250	5	MO S/L	1,250	0
670	TRAILER/BRUSH DONATED 05/02	5/15/02	1,200				1,200	5	MO S/L	1,200	0
671	3 HP PUMP DONATED/SIMS 6/02	6/15/02	1,200				1,200	5	MO S/L	1,200	0
672	WELDER FOR DAR 10/2002	10/01/02	2,440				2,440	6	MO S/L	2,440	0
673	MAINT/GRO TRAILER 01/03	1/15/03	4,625				4,625	5	MO S/L	4,625	0
675	HONDA POWER MOWER 5/2003	5/01/03	749				749	5	MO S/L	749	0
676	18' PJ TRAILER 03/2004	3/15/04	1,000				1,000	5	MO S/L	1,000	0
677	DIXON RIDING MOWER	11/17/06	2,500				2,500	5	MO S/L	2,500	0
678	FRONTIER RC SHREDDER 3/2007	3/01/07	1,340				1,340	5	MO S/L	1,340	0
680	LOEWEN HONEY WAGON	7/01/07	22,000				22,000	10	MO S/L	15,400	2,200
681	16' TRAILER/WADE DONATION	8/01/07	2,500				2,500	10	MO S/L	1,979	250
682	KAWASKAI STANDING MOWER 1/08	1/11/08	2,998				2,998	5	MO S/L	2,998	0
683	GATOR DONATED 4/2008	4/30/08	3,750				3,750	5	MO S/L	3,750	0
684	MOWER/STRATEGIC 10/08	10/10/08	1,052				1,052	5	MO S/L	1,052	0
685	1 1/2 HP PUMP CAMPUS 04/2009	4/01/09	1,466				1,466	10	MO S/L	917	146
686	HONDA 216 MWR 5/2009 STRTGC	5/01/09	1,053				1,053	5	MO S/L	1,053	0
687	PLAYGROUND EQUIPMENT 5/2009	5/15/09	18,809				18,809	10	MO S/L	11,599	1,881
688	MIP SOFTWARE '87	1/01/87	2,981				2,981	5	MO S/L	2,981	0
689	BROTHER WORD PROCESSOR 1990	1/01/90	311				311	5	MO S/L	311	0
690	FILING CABINET/COMPUTER DESK	1/01/90	261				261	10	MO S/L	261	0
691	MEDALIST PROJECTOR 1991	1/01/91	427				427	10	MO S/L	427	0
692	SEARS CAMCORDER/LA CAMERA	1/01/91	792				792	5	MO S/L	792	0
693	PROJECTOR W/ZOOM 1991M	7/01/91	1,540				1,540	10	MO S/L	1,540	0
694	NIMLOK TABLE TOP 1991	8/03/91	692				692	10	MO S/L	692	0
695	TRNS BAL CAMCORDER PF-GF 4/94	4/01/92	350				350	7	MO S/L	350	0
696	SYMPHONIC TV/VCR OFFICE 1992	6/30/92	380				380	10	MO S/L	380	0
697	SUBIA TABLE TOP DISPLAY 9/92	9/08/92	692				692	10	MO S/L	692	0
698	COMPUTER DESKS/QUILL 2 10/92	10/30/92	521				521	10	MO S/L	521	0
699	SHARP LASER PRINTER CK 1994	1/01/94	1,199				1,199	5	MO S/L	1,199	0
700	MICROFILM EQUIPMENT '86	1/01/94	1,850				1,850	5	MO S/L	1,850	0
701	DONOR SOFTWARE 1994	1/01/94	14,269				14,269	5	MO S/L	14,269	0
702	KROY LETTERING SYSTEM 3/94 6	3/30/94	420				420	10	MO S/L	420	0
703	TAMRON LENS/LADIES ASSOC 8/94 6	8/10/94	275				275	6	MO S/L	275	0
704	USI FX-1200 LAMINATOR 12/94 5	12/30/94	400				400	5	MO S/L	400	0
705	IBM DISPLAY WRTR/DONATED 10/95	10/15/95	250				250	5	MO S/L	250	0
706	EPSON STYLUS COLOR PRNTR CK	2/15/96	249				249	4	MO S/L	249	0
707	PAPER FOLDER/MARTIN YALE 3/98	3/15/98	500				500	5	MO S/L	500	0
709	WINDOWS SOFTWARE 7/98	7/15/98	550				550	5	MO S/L	550	0
710	CRESCENDO ANNUITY SFTWR 7/98	7/15/98	1,055				1,055	5	MO S/L	1,055	0
711	UPGRADE FOR SERVER/DONOR SSS	8/01/98	4,500				4,500	5	MO S/L	4,500	0
712	LABELER 11/98	11/15/98	4,653				4,653	5	MO S/L	4,653	0
713	UPGRADE NETWORK SYSTEM 12/98	12/15/98	999				999	5	MO S/L	999	0
714	VIDEO DUPLICATING SYSTEM 12/98	12/15/98	512				512	5	MO S/L	512	0

85-6018576

Federal Asset Report

FYE: 6/30/2016

Form 990, Page 1

Asset	Description	Date In Service	Cost	Bus %	Sec 179	Bonus	Basis for Depr	Per Conv	Meth	Prior	Current
715	UPGRADE TO NPS/WINDOWS 2/99	2/01/99	1,997				1,997	5	MO S/L	1,997	0
716	STYLUS PRINTER 5/99 PF/MALISA	5/01/99	655				655	5	MO S/L	655	0
717	MICROFISCHE READER 01/00	1/01/00	2,000				2,000	6	MO S/L	2,000	0
718	EIKI OVERHEAD W/TRIPOD 02/00	2/01/00	2,338				2,338	6	MO S/L	2,338	0
719	BALANCE ON PROJECTOR 2/00	2/01/00	2,338				2,338	6	MO S/L	2,338	0
720	APOLLO ODYSSEY OVRHD W/CART	2/01/00	521				521	6	MO S/L	521	0
721	ALLOCATION MODULE 02/00	2/01/00	1,602				1,602	5	MO S/L	1,602	0
722	CPU EMC 5001 C.K. 2000	3/01/00	628				628	5	MO S/L	628	0
723	LASERJET 4500 03/00	3/01/00	2,205				2,205	5	MO S/L	2,205	0
724	HP PAVILION COMPUTER 06/00	6/01/00	550				550	5	MO S/L	550	0
725	GF KT TABBER/STAND AND TABS	9/30/00	3,285				3,285	5	MO S/L	3,285	0
726	DELL DIMENSION 4100 /JACK 2002	1/29/01	1,291				1,291	5	MO S/L	1,291	0
727	THINKPAD 240X INTEL/Rod	2/28/01	1,445				1,445	5	MO S/L	1,445	0
728	WINBOOK ALPHATOP/CA 11/01	11/01/01	1,546				1,546	5	MO S/L	1,546	0
729	DIMENSION 4300S COMP/CA 12/01	12/05/01	1,109				1,109	5	MO S/L	1,109	0
730	OPTIPLEX DELL COMPUTER/JC	3/15/02	1,206				1,206	5	MO S/L	1,206	0
731	XEROX PRINTER 07/02 MAIN PRN	7/15/02	2,501				2,501	5	MO S/L	2,501	0
732	CREDIT CARD MACHINE 06/02	7/24/02	1,590				1,590	10	MO S/L	1,590	0
733	DELL DEMINISION/TOMMYE 09/2002	9/01/02	1,248				1,248	5	MO S/L	1,248	0
734	DONOR SERVER ATX 10/2002 UPG	10/01/02	1,300				1,300	5	MO S/L	1,300	0
735	DELL DEMINISION 2300/ROD	11/15/02	805				805	5	MO S/L	805	0
736	DELL DEMINISION 2300/V 11/02	11/15/02	955				955	5	MO S/L	955	0
737	PAPER CUTTER 12/02	12/31/02	650				650	5	MO S/L	650	0
738	INSPIRON 4150 05/2003 CK	5/03/03	1,599				1,599	5	MO S/L	1,599	0
739	InFOCUS PROJECTOR	8/15/03	2,380				2,380	5	MO S/L	2,380	0
740	DELL DEMENSION 2400 GF 12/03	12/15/03	696				696	5	MO S/L	696	0
741	DELL DEMINISION/RECEPTION 2/04	2/16/04	794				794	5	MO S/L	794	0
742	BANK REC/FORMS SFTWR BKKP 2004	2/16/04	1,390				1,390	5	MO S/L	1,390	0
743	C5100n COLOR DIGITAL LED PRINT	4/22/04	663				663	10	MO S/L	663	0
744	INSPIRON LAPTOP 5160 11/04	11/30/04	1,119				1,119	5	MO S/L	1,119	0
746	AVAYA PHONE SYSTEM 02/2008	2/10/08	5,827				5,827	10	MO S/L	4,321	583
747	QUAD CORE COMPUTER/SERVER	10/01/08	1,108				1,108	5	MO S/L	1,108	0
748	CAMPUS WIDE WIRELESS 10/08	12/01/08	4,324				4,324	5	MO S/L	4,324	0
750	1990 FORD WANNABE WITH CMPR	1/01/94	10,856				10,856	1	MO S/L	10,856	0
751	1995 SLVR FRD VNIII GRNT 10/95	10/15/95	20,419				20,419	5	MO S/L	20,419	0
753	92 TOYOTA PICKUP 2/97	2/04/97	7,500				7,500	5	MO S/L	7,500	0
754	94 FORD RANGER PU 2/97	2/15/97	7,950				7,950	5	MO S/L	7,950	0
755	96 DODGE DAKOTA 3/97	3/06/97	15,950				15,950	5	MO S/L	15,950	0
759	83 FORD F-700 DUMP TRUCK	3/23/01	9,350				9,350	5	MO S/L	9,350	0
760	99 FORD RANGER XLT	3/15/02	9,700				9,700	5	MO S/L	9,700	0
761	850 JOHN DEERE GRDNTRCTR 04/02	4/01/02	4,900				4,900	5	MO S/L	4,900	0
763	2003 FORD CREW CAB DIESEL	7/15/03	31,100				31,100	5	MO S/L	31,100	0
764	2003 DODGE PU GF 2/2008	9/15/03	25,425				25,425	5	MO S/L	25,425	0
769	92 S10 PICKUP 07/2005	7/01/05	2,280				2,280	5	MO S/L	2,280	0
770	99 LINCOLN EXECUTIVE	3/01/06	4,000				4,000	3	MO S/L	4,000	0
771	2006 ECONOLINE SUPER	3/31/06	29,700				29,700	5	MO S/L	29,700	0
772	06 FORD E350 CLUBWAGON 12/06	12/11/06	18,821				18,821	5	MO S/L	18,821	0
773	06 CHEVY VAN 1246 04/2007	4/15/07	17,000				17,000	5	MO S/L	17,000	0
774	06 CHEVY VAN 8047 04/2007	4/15/07	18,821				18,821	5	MO S/L	18,821	0
775	96 CHEVY 1500	5/15/07	8,500				8,500	5	MO S/L	8,500	0
776	06 CHEVY VAN 0645 5/2007	5/15/07	18,821				18,821	5	MO S/L	18,821	0
777	06 CHEVY VAN 3573 5/2007	5/15/07	18,821				18,821	5	MO S/L	18,821	0
780	2006 EXPRESS VAN 0665	6/23/07	18,821				18,821	5	MO S/L	18,821	0
781	2005 DODGE VAN	8/01/07	9,250				9,250	5	MO S/L	9,250	0
784	2000 FORD CHATEAU 11/07	11/01/07	8,000				8,000	5	MO S/L	8,000	0
785	07 FRD STARCRAFT MINI B 01/08	1/15/08	47,820				47,820	5	MO S/L	47,820	0
786	2007 CHEVY VAN 3/2008 9465	3/15/08	18,512				18,512	5	MO S/L	18,512	0
787	2003 FORD WIDSTAR 5/2008	5/15/08	6,500				6,500	5	MO S/L	6,500	0
789	07 CHEVY SUBURBAN	5/27/08	32,900				32,900	5	MO S/L	32,900	0
790	97 CADILLAC DEVILLE	7/01/08	3,750				3,750	2	MO S/L	3,750	0
791	03 CHEVY SUBURBAN	9/01/08	10,245				10,245	5	MO S/L	10,245	0
792	04 MERCURY MONTEREY VAN	11/01/08	12,447				12,447	5	MO S/L	12,447	0
793	SHEEP BARN/FRENCH '81	2/01/81	5,753				5,753	20	MO S/L	5,753	0
794	LIVESTOCK COMPLEX '85	5/01/85	50,430				50,430	18	MO S/L	50,430	0
795	WELL HOUSE/WILLIAMS 01/03	1/01/93	320				320	19	MO S/L	320	0
796	HORSE BARN 3/96	3/01/96	937				937	7	MO S/L	937	0
797	SHOW PIG SHADE/EAST 5/99	5/31/99	5,052				5,052	10	MO S/L	5,052	0
798	SHOW LAMB SHADE/WEST 5/99	5/31/99	526				526	10	MO S/L	526	0
799	EXTENTION OF PIG SHADE	8/01/99	2,694				2,694	20	MO S/L	2,144	135
800	PAINT COMPLEX FENCES 12/02	12/01/02	3,500				3,500	5	MO S/L	3,500	0
801	COMPLEX SEPTIC TANK 6/2004	6/15/04	800				800	15	MO S/L	591	53

85-6018576

Federal Asset Report

FYE: 6/30/2016

Form 990, Page 1

Asset	Description	Date In Service	Cost	Bus %	Sec 179	Bonus	Basis for Depr	Per Conv	Meth	Prior	Current
802	COMPLETE SHEEP SHARE 2/08	2/15/08	20,682				20,682	40	MO S/L	3,835	517
803	HOG SCALES '79 ITC 25.59	7/01/79	384				384	4	MO S/L	384	0
804	FEEDER '81 ITC 60	7/01/81	600				600	9	MO S/L	600	0
805	GOOSENECK STK TRLR ITC465.H	7/01/83	4,650				4,650	4	MO S/L	4,650	0
806	SHEEP CLIPPERS STEWART 84	7/01/84	287				287	4	MO S/L	287	0
807	SIGN/COMPLEX '85 ITC 60.00 H	7/01/85	600				600	4	MO S/L	600	0
808	PANELS/OILERS	1/01/88	550				550	10	MO S/L	550	0
809	DONATED GOOSENECK 1988	1/01/88	275				275	10	MO S/L	275	0
810	SHEEP WOOL DRYER	1/01/90	275				275	5	MO S/L	275	0
811	BRANDING CHUTE '92	2/17/92	2,808				2,808	10	MO S/L	2,808	0
812	SHEEP CLIPPERS 4/92/LDS ASSOCI	4/30/92	435				435	10	MO S/L	435	0
813	CLUB LAMB PACER #760 4/95 5	4/15/95	1,423				1,423	5	MO S/L	1,423	0
814	SADLES (3) DONATED HAMILL 8/95	8/15/95	600				600	10	MO S/L	600	0
815	11' STOCK TANK/COMPLEX 1/96	1/15/96	289				289	6	MO S/L	289	0
816	EAGLE PLASMA CUTTER 02/01	2/28/01	1,287				1,287	6	MO S/L	1,287	0
817	FAIR ANIMAL SCALES 5/2003	5/01/03	1,100				1,100	5	MO S/L	1,100	0
818	CATTLE FEEDER	8/15/03	800				800	5	MO S/L	800	0
819	16x5 CM TRAILER 09/2005	9/28/05	5,131				5,131	10	MO S/L	5,003	128
820	LOADER PALLET FORK	3/01/09	1,100				1,100	10	MO S/L	697	110
821	GAS COOK TOP/LVSTK HOME 6/96	6/01/96	319				319	10	MO S/L	319	0
822	IMPROVMENT DICTSON FENCE 6/07	6/30/71	6,646				6,646	10	MO S/L	6,646	0
823	DICTSON IRRIGATION WELL	1/01/74	1,500				1,500	20	MO S/L	1,500	0
824	DICTSON (2) WELLS 1974	1/01/74	2,000				2,000	20	MO S/L	2,000	0
825	UNDRGRND PIPE/DC 1977	1/01/77	3,637				3,637	20	MO S/L	3,637	0
826	SPENCER FENCE 1980	1/01/80	1,793				1,793	10	MO S/L	1,793	0
827	DICTSON FENCE 1985	1/01/85	3,178				3,178	10	MO S/L	3,178	0
828	COMPLEX CORRALS AND IMP 1986	1/01/86	5,283				5,283	10	MO S/L	5,283	0
829	LIVESTOCK SHADES 1990/COMPLEX	1/01/90	7,926				7,926	5	MO S/L	7,926	0
831	COMPLEX SHEEP RUN 1991	1/01/91	1,050				1,050	5	MO S/L	1,050	0
832	DOMESTIC WELL/WILLIAMS 01/93	1/14/93	1,865				1,865	10	MO S/L	1,865	0
833	5 HP PUMP/DICTSON 10/93 10	10/30/93	873				873	10	MO S/L	873	0
834	FRENCH CORRALS COMPLETED 2/94	2/01/94	1,464				1,464	7	MO S/L	1,464	0
835	1.5 HP COMPLEX PUMP 3/94 10	3/07/94	696				696	10	MO S/L	696	0
836	.5 LVSTK WELL PMP/FR 6/94 10	6/15/94	267				267	10	MO S/L	267	0
837	FRENCH LVSTK WATER LN 7/94	7/30/94	1,582				1,582	14	MO S/L	1,582	0
838	WILLIAMS CORRALS 2/95 7	2/01/95	1,314				1,314	7	MO S/L	1,314	0
839	SPENCER CORRALS 2/95 7	2/01/95	1,581				1,581	7	MO S/L	1,581	0
840	CORRAL/ARENA TERRY CMPLX 6/00	6/01/00	3,460				3,460	10	MO S/L	3,460	0
841	MILLER PLACE LOT	6/17/04	2,176				2,176	5	MO S/L	2,176	0
842	DELL DEMENSION 2400 9/03 PF	9/15/03	699				699	5	MO S/L	699	0
843	COMPAQ PRESARIO 7/2004	7/01/04	608				608	4	MO S/L	608	0
845	2001 K15 SUBURBAN 02/2009	2/01/09	8,000				8,000	5	MO S/L	8,000	0
846	LAND	3/01/54	579,042				579,042	0	-- Land	0	0
847	RENOVATION PROJECT	7/01/10	13,497				13,497	40	MO S/L	1,687	338
848	NONDEPRECIABLE ASSETS	6/30/07	22,601				22,601	0	-- Memo	0	0
849	CAMPUS PAVEMENT	6/30/08	35,157				35,157	10	MO S/L	24,610	3,515
850	SIREN	9/30/08	1,165				1,165	10	MO S/L	786	117
851	10 HP PUMP/WELL	7/31/09	6,274				6,274	10	MO S/L	3,712	628
852	WHIRLPOOL OVEN	6/21/10	1,465				1,465	10	MO S/L	733	146
853	300 W. 18TH SAVANNAH'S 09/2009	9/01/09	89,904				89,904	40	MO S/L	13,111	2,248
854	LAUNDREY ROOM/SAVANNAHS 2/201	2/01/10	21,022				21,022	40	MO S/L	2,847	525
855	322 W. 18TH/STAFF HOUSING 5/10	5/15/10	137,995				137,995	40	MO S/L	17,824	3,450
856	HEAT PUMP APT 8 7/2009	7/15/09	5,185				5,185	5	MO S/L	5,185	0
857	HEAT PUMP COTT II 07/2009	7/15/09	2,032				2,032	5	MO S/L	2,032	0
858	HVAC SYSTEM	12/01/09	6,583				6,583	10	MO S/L	3,676	658
859	SCOTTSMAN ICE MAKER 1/2010	1/01/10	2,654				2,654	10	MO S/L	1,460	265
860	RPLCMNT HEAT PMP OFC 5/201	5/15/10	2,300				2,300	5	MO S/L	2,300	0
861	SAVANNAH'S FENCE 4/2010	4/13/10	5,812				5,812	10	MO S/L	3,051	581
862	FARM SHOP BATHROOM 07/2009	7/01/09	3,864				3,864	40	MO S/L	580	96
863	JOHN DEERE MOWER	9/01/09	2,700				2,700	5	MO S/L	2,700	0
864	PLAY W/PURPOSE 2/2010	2/01/10	14,501				14,501	10	MO S/L	7,855	1,450
865	HUSTLER MOWER RIDER	2/28/10	9,430				9,430	10	MO S/L	5,029	943
866	POWERHEART G3 4/2010	4/01/10	1,344				1,344	10	MO S/L	705	135
867	KAUFMAN PINTLE TRAILER 3/2010	4/01/10	6,227				6,227	5	MO S/L	6,227	0
869	DELL POWEREDGE/DONOR	4/01/10	3,115				3,115	5	MO S/L	3,115	0
873	03 FORD VAN	2/01/10	6,464				6,464	5	MO S/L	6,464	0
877	10 SILVERADO/FIRETRUCK 4/10	4/01/10	31,617				31,617	5	MO S/L	31,617	0
878	SKID STEER LOADER 12/2009	12/01/09	15,000				15,000	5	MO S/L	15,000	0
879	WORK/WELDING TRAILER 4/2010	6/12/10	3,500				3,500	5	MO S/L	3,500	0
880	01 LARIET F350 8/2009	8/09/09	17,000				17,000	5	MO S/L	17,000	0
881	08 RAV4 PF 2/2010	6/12/10	18,946				18,946	5	MO S/L	18,946	0

85-6018576

Federal Asset Report

FYE: 6/30/2016

Form 990, Page 1

Asset	Description	Date In Service	Cost	Bus %	Sec 179 Bonus	Basis for Depr	Per Conv Meth	Prior	Current
882	RENOVATION PROJECT ON 322 W. 18T	1/30/11	38,026			38,026	40 MO S/L	4,199	950
883	BLOCK FENCE AT 322 W. 18TH HOME	6/24/11	14,370			14,370	40 MO S/L	1,437	359
884	FIRE TRUCK GARAGE	2/22/11	37,155			37,155	40 MO S/L	4,025	929
886	FURNITURE FOR COTTAGES 2, 3, & 6	10/25/10	7,929			7,929	10 MO S/L	3,700	793
887	2006 FORD CROWN VICTORIA SEDAN	8/30/10	11,500			11,500	5 MO S/L	11,117	383
888	2008 DODGE PICKUP	11/29/10	31,000			31,000	5 MO S/L	28,417	2,583
889	2007 CHEVROLET EXPRESS 15-PASSE	3/29/11	16,500			16,500	5 MO S/L	14,025	2,475
891	CARPET FOR COTTAGE 5	6/06/11	12,300			12,300	10 MO S/L	5,023	1,230
893	2002 Chevy Suburban (C15)	3/29/12	6,000			6,000	5 MO S/L	3,900	1,200
894	1997 Ford 15 Passenger Van	2/17/12	1,767			1,767	5 MO S/L	1,178	353
895	1995 Ford 15 Passenger van	2/17/12	1,444			1,444	5 MO S/L	963	288
896	SHARP COPIER	10/03/11	9,572			9,572	7 MO S/L	5,128	1,367
897	CENTER HOUSE INTERIOR REMODEL	6/19/12	29,535			29,535	40 MO S/L	2,215	739
898	2 NEW HEAT PUMPS - COTTAGE 5	5/31/12	4,300			4,300	10 MO S/L	1,326	430
899	1 NEW HEAT PUMP - COTTAGE 5	6/30/12	2,371			2,371	10 MO S/L	711	237
900	NEW 5-TON HEAT PUMP - COTTAGE 4	6/22/12	3,195			3,195	10 MO S/L	959	319
901	NEW CARPET - EAST CAMPUS HOUSE	7/31/11	4,810			4,810	10 MO S/L	1,884	481
902	NEW SEPTIC TANK LINER AND LIDS	11/30/11	5,625			5,625	15 MO S/L	1,344	375
903	NEW CARPORT - 300 W. 18TH STREET	8/08/11	3,430			3,430	7 MO S/L	1,919	490
904	NEW MALARKY SHINGLES - BACHEL	8/15/11	5,384			5,384	15 MO S/L	1,406	359
905	NEW MALARKY SHINGLES - COTTAGE	5/16/12	33,313			33,313	15 MO S/L	6,848	2,221
906	NEW MALARKY SHINGLES - COTTAGE	5/16/12	35,304			35,304	15 MO S/L	7,257	2,354
907	NEW PORCH - CENTER CAMPUS HOUS	6/19/12	20,619			20,619	20 MO S/L	3,093	1,031
908	BALE ATTACHMENT FOR JD TRACTOI	9/30/11	1,293			1,293	5 MO S/L	970	258
909	NEW MALARKY SHINGLES - SINGLE F	5/17/12	27,830			27,830	15 MO S/L	5,721	1,855
910	HAY BARN	4/26/12	22,299			22,299	20 MO S/L	3,531	1,115
912	2005 Chevy Suburban	12/18/12	11,700			11,700	5 MO S/L	5,850	2,340
913	2002 GMC Yukon	7/09/12	7,475			7,475	5 MO S/L	4,485	1,495
914	2002 Ford Taurus	12/07/12	4,802			4,802	5 MO S/L	2,481	960
916	New Refrigerator - Cottage 1	3/07/13	1,249			1,249	7 MO S/L	416	179
917	New Refrigerator - Cottage 1	3/07/13	1,249			1,249	7 MO S/L	416	179
918	DOUBLE OVEN - TEAGUE	6/14/13	1,895			1,895	7 MO S/L	564	271
919	OFFICE RENOVATION (COTTAGE 2)	4/12/13	317,436			317,436	40 MO S/L	17,856	7,936
920	NEW WALL - STINE HOUSE	5/15/13	2,300			2,300	10 MO S/L	498	230
921	HAMILTON SPRINKLER SYSTEM	12/10/12	2,950			2,950	10 MO S/L	762	295
922	GAS FURNANCE - STINE HOUSE	1/29/13	3,017			3,017	10 MO S/L	729	302
923	ICE MAKER - LEVELAND	9/10/12	1,265			1,265	10 MO S/L	358	127
924	CARGO MATE TRAILER	4/08/13	5,000			5,000	10 MO S/L	1,125	500
925	COTTAGE 8 (LEVELLAND)	11/17/12	860,420			860,420	40 MO S/L	55,569	21,510
926	APARTMENTS - STUART ADDITION	12/18/12	200,000			200,000	40 MO S/L	12,500	5,000
927	LAND FROM STUART ADDITION	12/18/12	200,000			200,000	0 -- Land	0	0
930	R-22 HEAT PUMP - COTTAGE 3	5/31/13	2,963			2,963	7 MO S/L	882	423
931	Security System for Tech Building	1/09/14	1,044			1,044	7 MO S/L	224	149
932	Computer Network - Tech Building	1/20/14	6,240			6,240	10 MO S/L	884	624
933	Building Improvements: Technology Buildi	1/21/14	103,046			103,046	39 MO S/L	3,743	2,642
934	Building Improvements: Tech Building	11/12/13	74,500			74,500	39 MO S/L	3,184	1,910
935	Cell Phone Transmitter Project: Main Office	12/09/13	6,492			6,492	10 MO S/L	1,028	649
936	Cinder Block Wall: 322 W. 18th St.	8/31/13	1,767			1,767	15 MO S/L	216	118
937	Curb Construction: 322 W. 18th St.	4/15/14	8,502			8,502	15 MO S/L	709	566
938	New Water Heater: Cottage 1	1/20/14	3,300			3,300	7 MO S/L	668	471
939	Wall Oven: Cottage 5	1/20/14	1,699			1,699	7 MO S/L	344	243
940	Ice Maker: Cottage 3	1/20/14	1,874			1,874	7 MO S/L	379	268
941	Solar Feeder for Sheep	3/17/14	4,500			4,500	7 MO S/L	804	642
942	Solar Feeder for Sheep	3/17/14	4,500			4,500	7 MO S/L	804	642
943	2002 Ford Ecoline	8/31/13	3,500			3,500	5 MO S/L	1,283	700
944	2000 Chevy 20 Passenger Express	3/17/14	10,000			10,000	5 MO S/L	2,500	2,000
945	Texas Pride Electric Dump Trailer	6/05/14	6,850			6,850	10 MO S/L	742	685
946	Case 580 Backhoe	12/23/13	36,500			36,500	7 MO S/L	7,821	5,215
947	2001 Dodge Dakota	8/23/13	4,500			4,500	5 MO S/L	1,650	900
948	2007 Nissan Altima	9/06/13	11,500			11,500	10 MO S/L	2,108	1,150
949	2002 Ford F-150	9/06/13	8,000			8,000	5 MO S/L	2,933	1,600
950	1996 Oldsmobile Cutlass Cierra	8/07/13	2,000			2,000	5 MO S/L	767	400
951	Nuno Erin Sparkle Table	12/08/13	5,000			5,000	10 MO S/L	792	500
952	Stainless Steel Refrigerator	1/31/14	3,500			3,500	7 MO S/L	708	500
955	2001 Lincoln Towncar 4D	4/17/14	3,862			3,862	5 MO S/L	901	773
956	Heat Pump: Duplex #2	11/05/13	2,371			2,371	5 MO S/L	790	475
957	Office Telephone System	4/15/13	20,864			20,864	7 MO S/L	6,706	2,981
958	Carpet Cottage 6	7/16/14	8,101			8,101	10 MO S/L	743	810
959	A/C Unit Learning Center	6/17/15	4,400			4,400	5 MO S/L	0	880
960	Well at Williams Ranch	4/12/15	2,323			2,323	10 MO S/L	58	232
961	Gym Remodels - Gable	10/28/14	4,675			4,675	30 MO S/L	104	156

85-6018576

Federal Asset Report

FYE: 6/30/2016

Form 990, Page 1

Asset	Description	Date In Service	Cost	Bus %	Sec 179 Bonus	Basis for Depr	Per Conv Meth	Prior	Current
962	Gym Remodel - Underground Electric	11/02/14	4,560			4,560	30 MO S/L	101	152
963	Gym Remodel - Facia and Soffit	10/29/14	3,285			3,285	30 MO S/L	73	110
964	Lawn Mower	7/02/14	2,896			2,896	5 MO S/L	579	579
965	Mowers, Trimmers & Parts	6/16/15	2,061			2,061	5 MO S/L	0	412
966	Tire Balancing Machine	5/01/15	1,750			1,750	10 MO S/L	29	175
967	Livestock Compound Lights	9/03/14	1,812			1,812	30 MO S/L	50	61
968	Branson 3120R Compact Tractor	7/24/14	20,200			20,200	5 MO S/L	3,703	4,040
969	1972 Volkswagen Beetle - Donated	2/25/15	5,575			5,575	5 MO S/L	372	1,115
970	2002 GMC Yukon XL - Donated	4/16/15	3,250			3,250	5 MO S/L	108	650
971	2002 GMC Yukon XL - Donated	7/31/14	6,000			6,000	5 MO S/L	1,100	1,200
972	2016 Chevy Express	6/29/16	27,922			27,922	5 MO S/L	0	0
973	Prestige Carpet	8/14/15	8,061			8,061	5 MO S/L	0	1,478
974	Roof	6/06/16	7,449			7,449	10 MO S/L	0	62
975	Landscaping	12/18/15	4,951			4,951	10 MO S/L	0	248
Total Other Depreciation			<u>9,761,625</u>			<u>9,761,625</u>		<u>4,744,182</u>	<u>223,285</u>
Total ACRS and Other Depreciation			<u>9,761,625</u>			<u>9,761,625</u>		<u>4,744,182</u>	<u>223,285</u>
Grand Totals			9,761,625			9,761,625		4,744,182	223,285
Less: Dispositions and Transfers			0			0		0	0
Less: Start-up/Org Expense			0			0		0	0
Net Grand Totals			<u>9,761,625</u>			<u>9,761,625</u>		<u>4,744,182</u>	<u>223,285</u>

Depreciation Adjustment Report

All Business Activities

<u>Form</u>	<u>Unit</u>	<u>Asset</u>	<u>Description</u>	<u>Tax</u>	<u>AMT</u>	<u>AMT Adjustments/ Preferences</u>
There are no assets that meet the criteria of this report						

Asset	Description	Date In Service	Cost	Tax	AMT
Other Depreciation:					
1	STORAGE/OLD GROCERY ROOM 54	3/01/54	10,000	0	0
2	FRENCH ORIGINAL	1/01/65	20,000	0	0
3	OFFICE 1976	6/01/76	8,872	178	0
4	REMODEL FRENCH 1977	1/01/77	730	0	0
5	OFFICE ADDITION 1978	6/01/78	9,357	187	0
6	OFFICE ADDITION 1981	6/01/81	5,156	103	0
7	YOUTH CENTER/GYM (COST TO 83)	6/01/83	80,951	0	0
8	COTTAGE I (COST TO 6/83) '83	6/01/83	73,142	0	0
9	COTTAGE I REMODEL 1984	6/01/83	7,302	146	0
10	COTTAGE II (COST TO 6/83) '83	6/01/83	74,609	0	0
11	COTTAGE III (COST TO 6/83) '83	6/01/83	76,359	0	0
12	COTTAGE IV (COST TO 6/83) '83	6/01/83	70,289	0	0
13	CENTER CAMPUS HOUSE '83	6/01/83	35,384	794	0
14	EAST CAMPUS HOUSE 1983	6/01/83	26,785	536	0
15	FRENCH COTTAGE REMODEL TO 83	6/01/83	34,323	852	0
16	DUPLEX I APT 1/2 1983	6/01/83	28,949	698	0
17	OFFICE ADDITION 1984	6/01/84	55,841	1,116	0
18	YOUTH CNTR/GYM REMODEL 1984	6/01/84	998	20	0
19	COTTAGE II REMODEL 1984	6/01/84	3,570	72	0
20	COTTAGE III REMODEL 1984	6/01/84	5,508	110	0
21	COTTAGE IV REMODEL 1984	6/01/84	8,055	161	0
22	CENTER CAMPUS HOUSE REMODEL 84	6/01/84	4,406	88	0
23	EAST CAMPUS HOUSE REMODEL 1984	6/01/84	3,374	67	0
24	FRENCH COTTAGE REMODEL 1984	6/01/84	27,641	556	0
25	DUPLEX I REMODEL 1984	6/01/84	31,289	628	0
26	DUPLEX II APT 3/4 1984	6/01/84	66,223	1,386	0
27	WELL/LAWN MOWER HOUSE II 1985	6/01/85	6,341	0	0
28	COTTAGE I REMODEL 1985	6/01/85	1,838	0	0
29	COTTAGE II REMODEL 1985	6/01/85	29,673	742	0
30	COTTAGE III REMODEL 1985	6/01/85	7,751	186	0
31	CENTER CAMPUS HOUSE REMODEL 85	6/01/85	2,219	0	0
32	FRENCH COTTAGE REMODEL 1985	6/01/85	12,996	262	0
33	REMODEL COTTAGE II 1986	1/01/86	273	0	0
34	COMMISSARY/CLOTHING ROOM 1986	6/01/86	85,343	0	0
35	COTTAGE I REMODEL 1986	6/01/86	2,021	0	0
36	COTTAGE II REMODEL 1986	6/01/86	10,044	0	0
37	COTTAGE IV REMODEL 1986	6/01/86	7,028	0	0
38	EAST CAMPUS HOUSE REMODEL 1986	6/01/86	9,953	0	0
39	FRENCH COTTAGE REMODEL 1986	6/01/86	3,562	0	0
41	COTTAGE II FENCE 1987	1/01/87	295	0	0
42	EAST CAMPUS HS REMODEL 1987	1/01/87	841	0	0
43	FRENCH HOME FENCE 1987	1/01/87	876	0	0
44	YOUTH CNTR/GYM REMODEL 1987	9/01/87	598	0	0
45	COTTAGE II REMODEL 1990	1/01/90	4,291	0	0
46	CENTER CAMPUS HS REMODEL 1990	1/01/90	1,732	0	0
47	YOUTH CNTR/GYM REMODEL 1990	3/05/90	72,059	2,125	0
48	GROCERY RM TO IND LIVING 1990	10/31/90	5,404	135	0
49	IND LIVING QUARTERS REM 1991	3/31/91	9,441	303	0
50	FRENCH COTTAGE REMODEL 1992	1/30/92	583	14	0
51	COTTAGE II REMODEL 1992	1/31/92	910	23	0
52	STORAGE UNITS 1992	2/05/92	29,213	730	0
53	CLOTHING ROOM REMODEL 1992	4/10/92	596	0	0
54	COTTAGE IV TILE 1992	4/30/92	2,700	68	0
55	OFFICE ADDITION 1992	6/30/92	41,179	1,030	0
56	VOCATIONAL AG BLDG 1992	6/30/92	114,893	2,873	0
57	FRENCH COTTAGE CARPORT 7/1992	7/31/92	16,711	417	0
58	COTTAGE I CARPORT 07/1992	7/31/92	16,338	408	0
59	COTTAGE II CARPORT 07/1992	7/31/92	12,755	319	0
60	COTTAGE IV CARPORT 07/1992	7/31/92	16,123	403	0
61	COTTAGE III CARPORT 07/1992	7/31/92	17,130	428	0
62	PHASE II GYM REMODEL 1/93	1/01/93	94,952	2,374	0
63	SEPTIC TANK COTTAGE IV 01/93	1/30/93	1,500	0	0
64	DUPLEX 3/APT 5/6 02/93	2/01/93	106,908	2,858	0
65	DUPLEX 4/APT 7/8 2/93	2/01/93	106,780	2,856	0
66	FRENCH BATHROOM REMODEL 4/93	4/01/93	7,754	194	0
67	SEPT TANK YC/GYM 04/93	4/07/93	2,250	0	0
68	SEPTIC TANK COTTAGE IV 04/93	4/30/93	3,362	0	0

85-6018576

Future Depreciation Report**FYE: 6/30/17**

FYE: 6/30/2016

Form 990, Page 1

<u>Asset</u>	<u>Description</u>	<u>Date In Service</u>	<u>Cost</u>	<u>Tax</u>	<u>AMT</u>
69	SEPTIC TANK COTTAGE II 8/93	8/17/93	1,702	0	0
70	SEPTIC TANK WORK 8/93	8/18/93	3,512	0	0
71	SEPTIC TANK/DUP 1 8/93	8/18/93	1,076	0	0
72	SEPTIC TANK DUPLEX 2 8/93	8/19/93	1,076	0	0
73	SEPTIC TANK/LAKE HS 12/93 15	12/23/93	1,952	0	0
74	COTTAGE III REMODEL 12/93 40	12/31/93	31,407	785	0
75	FRENCH FACIA/PORCH REM 3/94	3/04/94	4,510	113	0
76	FRENCH BATHROOM REM 4/94	4/30/94	2,223	56	0
77	FRENCH COTTAGE GABLES 5/94 40	5/01/94	1,910	48	0
78	COTTAGE II HP QTRS 5/94 40	5/31/94	3,787	95	0
79	OFFICE REMODEL/ 6/94 40	6/30/94	3,935	99	0
80	COTTAGE V /GRANT 6/30/94 40	6/30/94	255,679	6,392	0
81	LAKE HOUSE REMODEL 6/94 40	6/30/94	1,754	44	0
82	COTTAGE III REMODEL 1994	12/30/94	62,288	1,557	0
83	EC HOUSE REMODEL 1994	12/30/94	14,441	361	0
84	OFFICE REMODEL/SHELIVING 4/95	4/01/95	4,910	123	0
85	SEPTIC TANK COTTAGE I 5/95 15	5/15/95	1,585	0	0
86	SEPTIC TANK/COTTAGE III 7/95	7/15/95	3,003	0	0
87	REMODEL COTTAGE I/GRANT 11/95	11/01/95	112,397	2,810	0
89	CENTER CAMPUS HS REMODEL 1986	1/01/96	1,030	0	0
90	COTTAGE IV REMODEL 2/96	2/01/96	151,356	3,784	0
91	HP DUPLEX/F DUPLEX 3/96	3/01/96	146,915	3,673	0
92	REMODEL BEGAN 1/96 THR 8/96	3/31/97	25,543	852	0
93	DOORS/HALLWAY IMPROVEMENT 6/97	6/01/97	3,889	129	0
94	EXTERIOR DOORS IV 6/97	6/01/97	3,528	118	0
95	FACIA REFURBISH IV 9/97	9/17/97	2,596	87	0
96	CONCESSION STND/BALLFIELD 9/97	9/30/97	11,304	377	0
97	SEPTIC TANK/CONCESSION 9/97	9/30/97	1,552	0	0
98	COTTAGE VI COMPLETED 9/97	9/30/97	263,359	4,895	0
99	CONCESSIONS STAND EXP 12/97	12/01/97	186	0	0
100	REMODEL COTTAGE II 2ND PHASE	1/15/98	38,942	1,022	0
101	FINAL PMT VI 1/98	1/15/98	2,211	76	0
102	EC HOUSE WINDOWS/SIDING 1/98	1/15/98	6,680	229	0
103	SEPTIC LEACH LINES VI TUCKER	2/15/98	975	0	0
104	WINDOWS/TUCKER FRENCH 2/98	2/15/98	3,594	121	0
105	REMODEL 97/98 3/98	3/01/98	31,332	783	0
106	OFFICE REMODEL/CASEWORKER 4/98	4/15/98	3,328	83	0
107	SOUTH OFFICE DOOR 6/98	6/01/98	1,037	26	0
108	HP/F DUPLEX WELLHOUSE 9/98	9/01/98	1,301	0	0
109	FRENCH REMODEL 2000	3/01/00	40,932	1,365	0
110	PATIO FOR V FINISHED JULY 2000	7/01/00	6,800	340	0
111	FRENCH SEWER/FRAZIER	12/31/00	1,840	0	0
112	FRENCH UPGRADE ON CELLAR 2000	1/30/01	3,140	79	0
113	FINAL BILLING ON FRENCH CELLAR	2/01/01	163	0	0
114	TRANE COMPRESSOR REPLACE	6/30/01	1,126	0	0
115	OFFICE REMODEL FINISHED 08/01	8/01/01	4,482	0	0
116	COTTAGE V ROOF REDONE 10/2001	10/01/01	4,525	0	0
117	TEAGUE COTTAGE FINALIZED 04/02	12/01/01	336,626	8,416	0
118	NEW CARPET COTTAGE III 05/02	5/05/02	2,400	0	0
119	CARPET/COTTAGE IV 6/2002	6/01/02	3,495	0	0
120	REPLACE COTT I CARPET 07/02	7/01/02	6,400	0	0
121	SEPTIC TANK/TEAGUE 06/02	7/24/02	5,055	0	0
122	REPLACE CARPET DUP 6 09/2002	9/01/02	2,536	0	0
123	HICKS PAVILION FINALIZED 12/02	12/01/02	43,233	1,081	0
124	SEPTIC TANK/OFFICE 02/03	2/01/03	2,217	55	0
125	SEPTIC TANK COTTAGE I 2/03	2/01/03	4,435	110	0
126	ROOF REMODEL & SHINGLING 2003	4/01/03	12,375	618	0
127	COTT II CARPORT ENCLOSURE 03	7/15/03	2,700	0	0
128	MILLER PLACE HOME	6/17/04	55,445	2,773	0
129	NEW SHINGLES/10/2004 III	10/05/04	11,421	0	0
130	CONFERENCE ROOM 1/2005	1/01/05	170,478	4,262	0
131	STAGE/GYM BUILT 2004	1/01/05	46,267	1,157	0
132	YC REMODEL INTO GARDEN OF HONO	1/01/05	10,385	259	0
133	SHINGLES 06/30/05	6/15/05	7,170	359	0
134	EC SHINGLES 07/05	7/01/05	6,928	0	0
135	EC SHINGLES 07/05	7/01/05	3,220	0	0
137	COTTAGE I GARAGE 11/2007	11/10/07	7,849	196	0
138	COTTAGE 3 GARAGE 11/2007	11/10/07	7,849	196	0
139	COTTAGE 4 GARAGE	11/10/07	7,849	196	0
140	2008 REMODEL MILLER HM	6/30/08	29,378	734	0
141	WAHLMAN APARTMENT #1	7/01/08	55,000	1,100	0

Asset	Description	Date In Service	Cost	Tax	AMT
142	WAHLMAN APARTMEN #2	7/01/08	55,000	1,100	0
143	WAHLMAN APARTMENT #4	7/01/08	55,000	1,100	0
144	WAHLMAN APARTMENT #5	7/01/08	55,000	1,100	0
145	WAHLMAN APARTMENT #6	7/01/08	55,000	1,100	0
146	WAHLMAN APT #3	5/20/09	55,000	1,100	0
147	LARGE DRYER	1/01/84	1,568	0	0
148	LARGE DRYER	1/01/84	1,568	0	0
149	LARGE DRYER	1/01/84	1,568	0	0
150	10 DINNING TABLES 1984	1/01/84	3,145	0	0
151	DINNING TABLES 1984	1/01/84	629	0	0
152	DINNING TABLES 1984	1/01/84	629	0	0
153	DINNING TABLES 1984	1/01/84	629	0	0
154	DINNING TABLES 1984	1/01/84	629	0	0
155	WESTINGHOUSE FREEZER 1988	1/01/88	396	0	0
156	PLAYGROUND EQUIPMENT 1988	1/01/88	1,603	0	0
157	MAYTAG WASHERS (2) 1989	1/01/89	946	0	0
158	MAYTAG (2) WASHERS/DONATED III	1/01/89	1,100	0	0
159	FRIGE FROM FOX & LAKE 1990	1/01/90	510	0	0
160	TELEVISION 1990/FRENCH	1/01/90	751	0	0
161	RANGE ILQ 1991	1/01/91	1,002	0	0
162	TV COTTAGE III 1991	7/31/91	500	0	0
163	MICROWAVE OFFICE/6/96 1991	9/30/91	297	0	0
164	REFRIGERATOR/ILQ 1991	10/01/91	399	0	0
165	TV COTTAGE IV 1991	10/01/91	500	0	0
166	SOFA/LOVESEAT/IV 91 10	11/20/91	900	0	0
167	END TABLES FRM SET 1991 10	12/17/91	396	0	0
168	MULTI/ERTHTNS LVSEAT FRM 01	12/17/91	560	0	0
169	LOVE SEAT/OFFICE 1992 10	3/31/92	700	0	0
170	COUCH/CA OFFICE 1992 10	4/30/92	448	0	0
171	DRESSERS/COTTAGE III 8/92 10	8/30/92	1,400	0	0
172	RANGES/4/DUPLEXES 9/92	9/30/92	1,400	0	0
173	DISHWASHER/4/DUPLEXES 9/92	9/30/92	829	0	0
174	WASHER/DUPLEX 4/APT 8 10/92	10/30/92	370	0	0
175	DRYER/DUPLEX 4/APT 8 10/92	10/30/92	330	0	0
176	WESTINGHOUSE FRIGE APT8 10/92	10/30/92	500	0	0
177	WATER HEATER III 10/92	10/30/92	1,517	0	0
178	GE WASHING MACHINE/D3/#5 11/92	11/30/92	450	0	0
179	GE DRYER DUPLEX 3/#5 11/92	11/30/92	350	0	0
180	REFRIGERATOR/DUP 3/#5 11/92	11/30/92	500	0	0
181	TV & STAND/DUP 3/#5 11/92	11/30/92	290	0	0
182	TV & STAND/DUP HP 12/95 11/92	11/30/92	290	0	0
183	SOFA DUPLEX 3/#5 11/92 10	11/30/92	749	0	0
184	MATT/SPRINGS DUP 3 11/92 10	11/30/92	1,440	0	0
185	BEDROOM SUITE/DUP 3/#5 11/92	11/30/92	480	0	0
186	MATT/SPRINGS D4/#7 11/92 10	11/30/92	630	0	0
187	4 PC BEDROOM SUITE 11/92	11/30/92	520	0	0
188	DINNETTE SET DUP 3/#5 11/92 10	11/30/92	380	0	0
189	5 PC DINNETTE SET/D4/#7 11/92	11/30/92	380	0	0
190	WINDOW FIXTURES/DUP 3 11/92	11/30/92	725	0	0
191	WINDOW FIXTURES/DUP 4 11/92	11/30/92	725	0	0
192	VOCATIONAL SHOP SHELVES 11/92	11/30/92	1,941	0	0
193	WASHERS(2) 6/7DUP 12/92	12/31/92	1,000	0	0
194	DRYERS (2) 6/7DUP 12/92	12/31/92	963	0	0
195	REFRIGERATORS(2) 6/7DUP 12/92	12/31/92	1,000	0	0
196	COUCH/DONATED/IV 01/93 10	1/31/93	300	0	0
197	REFRIGERATOR E CAMPUS HS 3/93	3/31/93	680	0	0
198	DINNETTE SET/APT 3 06/30/93	6/30/93	450	0	0
199	SOUND CABINET/GYM 06/30/93	6/30/93	849	0	0
200	AIR CONDITIONER/CC HS 8/93	8/18/93	766	0	0
201	AIR CONDITIONER/LAKE HS 8/93	8/19/93	1,344	0	0
202	FRIGE/FRENCH 8/93	8/30/93	719	0	0
203	ICEMAKER COTTAGE V 9/93 10YR	9/03/93	800	0	0
204	DESK/JACK'S OFFICE 10/93 10	10/15/93	458	0	0
205	EX CHAIR/JS OFFICE 10/93 10	10/30/93	300	0	0
206	COUCH/JS OFFICE 10/93 10	10/30/93	752	0	0
207	WATER HEATER/IV 11/93 10YRS	11/30/93	1,450	0	0
208	WATER HEATER/YC 4/94 11/93 10	11/30/93	187	0	0
209	ELEC ORGAN/DONATED 12/93 10	12/06/93	750	0	0
210	ENTERTAINMENT CENTER 1994	1/01/94	3,100	0	0
211	U-LINE ICEMAKER/OFFICE 2/94 10	2/01/94	550	0	0
212	COTTAGE V KA DISHWASHER 2/94	2/01/94	400	0	0

85-6018576

Future Depreciation Report**FYE: 6/30/17**

FYE: 6/30/2016

Form 990, Page 1

Asset	Description	Date In Service	Cost	Tax	AMT
213	COTTAGE V VERSAMATIC VAC 2/94	2/28/94	431	0	0
214	TELL CITY TABLES(2) V 4/94 10	4/03/94	837	0	0
215	MAYTAG WASHER/V BLK/WH 4/94 10	4/30/94	580	0	0
216	MAYTAG WASHER/V 4/94 10	4/30/94	580	0	0
217	MAYTAG DRYER/V BLK/WH 4/94 10	4/30/94	394	0	0
218	MAYTAG DRYER/COTT V 4/94 10	4/30/94	394	0	0
219	GE SPACEMAKER MICROWAVE V 4/94	4/30/94	479	0	0
220	GE SPACEMAKER MICROWAVE V 4/94	4/30/94	479	0	0
221	JENAIRE RANGE /V 4/94 10	4/30/94	1,173	0	0
222	GE JENAIRE RANGE/V 4/94 10	4/30/94	1,173	0	0
223	GIBSON UPRIGHT FREEZER V/4/94	4/30/94	500	0	0
224	GIBSON CHEST FREEZER/V 4/94 10	4/30/94	425	0	0
225	ADMIRAL REFRIGERATOR/V 4/94 10	4/30/94	717	0	0
226	BUNK BED SETS(4)/V 4/94 WOODEN	4/30/94	550	0	0
227	WOODEN 3 DRAWER DRESSERS(4)V	4/30/94	550	0	0
228	METAL TWIN BED SETS(4) 4/94 10	4/30/94	788	0	0
229	RD/WHT/BLU WOODEN DRESSERS/V	4/30/94	476	0	0
230	TELL CITY CHAIRS(18)/V 4/94 10	4/30/94	1,488	0	0
231	KITCHEN AID MIXER V 4/94 10	4/30/94	299	0	0
232	REFRIGERATOR V 05/94 10	5/01/94	717	0	0
233	SOFA/INDIAN PRNT 5/94 V 10	5/15/94	312	0	0
234	SOFA/INDIAN PRNT (2) V 5/94 10	5/15/94	312	0	0
235	CHAIR/INDIAN PRNT V 5/94 10	5/15/94	163	0	0
236	GREEN RECLINER V 5/94 10	5/15/94	310	0	0
237	GREEN RECLINER/ V 5/94 10	5/15/94	310	0	0
238	BUNKIE MATTRESSES(4) V 5/94 10	5/19/94	400	0	0
239	SINGER SEWING MACHINE/DON 5/94	5/31/94	300	0	0
240	EXTRACTOR/COTTAGE V 6/94 6	6/22/94	1,405	0	0
241	AM AIR MOVER/COTTAGE V 6/94 6	6/22/94	225	0	0
242	SSS 19XL BUFFER/V 6/94 6	6/22/94	828	0	0
243	VERSAMATIC VACUUM/V 07/94 6	7/07/94	459	0	0
244	FR DISHWASHER/KITCHENAID 8/94	8/04/94	400	0	0
245	GREEN VELVET LOVESEAT/8/94 10	8/25/94	350	0	0
246	MICROWAVE/EC HS 10/94 10	10/01/94	347	0	0
247	WPDOUBLE OVEN/III 10/94 10	10/01/94	915	0	0
248	DOWNDRAFT COOKTOP/III 10/94 10	10/01/94	702	0	0
249	KITCHEN AID DISPOSAL/III 10/94	10/01/94	206	0	0
250	BLT IN OVEN/EC HS 10/94 10	10/04/94	338	0	0
251	GIBSON UPRIGHT FRZR III 11/94	11/15/94	800	0	0
252	GIBSON CHEST FRZR III 11/94	11/15/94	680	0	0
253	ADMIRAL FRIGE III 11/94	11/15/94	660	0	0
254	ADMIRAL FRIGE III 11/94	11/15/94	660	0	0
255	CRANBERRY RECLINER III 11/94	11/15/94	335	0	0
256	CRANBERRY RECLINER III 11/94	11/15/94	335	0	0
257	WATER HEATER III 11/94	11/15/94	180	0	0
258	PADDED FOLDING CHAIRS 12/94 1	12/01/94	921	0	0
259	COTTAGE III BUNK BEDS 12/94 10	12/30/94	1,100	0	0
260	Pioneer Stereo V 1/94 6	1/25/95	599	0	0
261	OFFICE CHAIR/JL 1/94 6	1/31/95	250	0	0
262	COTT II VCR/DON/MULESHOE 2/95	2/01/95	323	0	0
263	TV ZENITH SEQ I 3/95	2/24/95	750	0	0
264	VCR ZENITH COTTAGE I 3/95	2/24/95	323	0	0
265	WHIRLPOOL OVEN 01 5/95 6	5/15/95	825	0	0
266	WHIRLPL DNRFT COOKTOP 0 5/95 6	5/15/95	370	0	0
267	WINDSOR VACUUM 01/IN 2 5/95 6	5/15/95	487	0	0
268	KENMORE VAC/SHMPR DON 5/95 6	5/15/95	225	0	0
269	KA DISHWASHER HPD 12/95 5/95	5/15/95	635	0	0
270	COTTAGE I BLINDS 5/95 10	5/15/95	1,000	0	0
271	GIBSON UPRIGHT FRZR/01 7/95 6	7/15/95	470	0	0
272	ADMIRAL FRIGE/01 7/95 6	7/15/95	590	0	0
273	ADMIRAL FRIGE/01 07/95 6	7/15/95	590	0	0
274	6 METAL TWIN HEAD BRDS/01 7/95	7/15/95	240	0	0
275	4 FULL/TWIN BUNK BED SETS 7/95	7/15/95	1,567	0	0
276	HEAT PUMP/SITTING ROOM OFFICE	7/15/95	828	0	0
277	ADMIRAL CHEST FREEZER/01 8/95	8/15/95	500	0	0
278	BED FRAMES (6) 01 8/95	8/15/95	216	0	0
279	5 END TABLES/DONATED 10/95	10/15/95	1,250	0	0
280	2 KING MATTRESSES/DONATED10/95	10/15/95	1,400	0	0
281	YOUTH CENTER TABLES 10/95	10/15/95	524	0	0
282	CROSLEY FREEZERS 20/ IV 11/95	11/01/95	1,320	0	0
283	FURNACE/FRENCH 11/95 10	11/01/95	1,050	0	0

85-6018576

Future Depreciation Report**FYE: 6/30/17**

FYE: 6/30/2016

Form 990, Page 1

Asset	Description	Date In Service	Cost	Tax	AMT
284	BLT IN OVEN IV 12/95 10	12/15/95	835	0	0
285	DNRFT COOKTOP IV 12/95 10	12/15/95	374	0	0
286	WP DISHWASHER IV 12/95 10	12/15/95	412	0	0
287	WP BLT IN OVEN II 1/96	1/15/96	853	0	0
288	GE RANGE FARM DUPLEX 1/96	1/15/96	500	0	0
289	GE RANGE HP DUPLEX 1/96	1/15/96	500	0	0
290	WP DNRFT CKTP II 1/96	1/15/96	385	0	0
291	WP DISHWASHER II 1/96	1/15/96	385	0	0
292	WP DISHWASHER I(I TO HPD) 1/96	1/15/96	486	0	0
293	WP DISHWASHER FARM DUPLEX 1/96	1/15/96	451	0	0
294	TOP MOUNT REFRIGERATOR IV 1/96	1/15/96	590	0	0
295	REFRIGERATOR IV 1/96	1/15/96	590	0	0
296	GRN/WINE/CREAM SOFA IV 1/96	1/15/96	440	0	0
297	GRN/WINE/CREAM CHAIR IV 1/96	1/15/96	243	0	0
298	GRN/WINE/CREAM LVSEAT IV 1/96	1/15/96	351	0	0
299	4 BUNKBED SETS W/FULL IV 1/96	1/15/96	896	0	0
300	FINAL PMT ON COOKTOP	2/15/96	99	0	0
301	COOK TOP II 2/96	2/15/96	395	0	0
302	LZ BOY RECLINER 02 02/96	2/15/96	279	0	0
303	LZ BOY RECLINER 02 02/96	2/15/96	279	0	0
304	BLINDS COTTAGE II 02/96	2/15/96	350	0	0
305	(2) AIR CURTAINS/TORRES 7/96	7/15/96	2,080	0	0
306	BUNK BED W/MAT FL/HLF(4) 10/96	10/15/96	1,811	0	0
307	CONCESSION STAND WTR HTR 11/96	11/15/96	241	0	0
308	SEARS ICEMAKER VI 4/97	2/01/97	1,019	0	0
309	MICROWAVES (2) VI 4/97	4/15/97	562	0	0
310	DOWN DRAFT COOKTOP VI 4/97	4/15/97	644	0	0
311	WP DISHWASHER VI 4/97	4/15/97	388	0	0
312	MAYTAG WASHERS (2) VI 5/97	5/15/97	947	0	0
313	MAYTAG DRYERS (2) VI 5/97	5/15/97	853	0	0
314	GE ICE MAKER/BALLFIELD 5/97	5/15/97	200	0	0
315	VERSAMATIC VACUUM VI 5/97	5/15/97	487	0	0
316	COTTAGE VI FRIGE 5/97	5/15/97	160	0	0
317	CROSELY TV VI 5/97	5/15/97	490	0	0
318	SOUND SYSTEM VI 5/97	5/15/97	1,042	0	0
319	CROSELY VCR VI 5/97	5/15/97	240	0	0
320	FIREPLACE SCREEN/ACCS VI 5/97	5/15/97	234	0	0
321	GREEN/MAROON MULTI SOFA VI 5/97	5/15/97	680	0	0
322	DRK GRN VELVET CHAIR VI 5/97	5/15/97	202	0	0
323	4 BUNK BED FRAMES VI 5/97	5/15/97	608	0	0
324	QUEEN FRM/SPRNG/MATT SET VI 97	5/15/97	290	0	0
325	TWIN MATT/SPRNG SETS (12) 5/97	5/15/97	720	0	0
326	FULL MATTRESS SET VI 5/97	5/15/97	298	0	0
327	TWIN ADJUSTABLE FRMS(4) 5/97	5/15/97	100	0	0
328	18 DINING CHAIRS VI 5/97	5/15/97	756	0	0
329	BLINDS VI 5/97	5/15/97	1,500	0	0
330	TRADE-IN/UPGRADE WASHER 6/97	6/01/97	28	0	0
331	GE 25' CHEST FREEZER VI 6/97	6/01/97	518	0	0
332	GE UPRIGHT FREEZER VI 06/97	6/01/97	629	0	0
333	(2) REFRIGERATORS VI 06/97	6/01/97	1,867	0	0
334	TWIN BED HEADBOARDS VI 7/97	7/01/97	100	0	0
335	TWO MAYTAG WASHERS I 1/98	1/15/98	1,080	0	0
336	MAYTAG STOVE CC HS 1/98	1/15/98	550	0	0
337	MAYTAG DISHWASHER CC HS 1/98	1/15/98	430	0	0
338	AC/HEATER NW CORNER OFC 1/98	1/15/98	840	0	0
339	BLINDS II 1/98	1/15/98	1,600	0	0
340	BLUE/TAN/RED LVSEAT 02/98	2/15/98	600	0	0
341	BLUE/TAN/RED LVSEAT 02/98	2/15/98	559	0	0
342	REFRIGERATOR CROSELY 09/98	9/15/98	700	0	0
343	32 INCH TV FOR YC/MOVED TO II	1/01/99	800	0	0
344	QUILTER DISCOUNT/NONCASH DON	8/01/99	1,702	0	0
345	QUILTER EMBROIDERY MACHINE	8/19/99	1,999	0	0
346	DINING TABLE/CHAIRS FR 10/99	10/01/99	1,194	0	0
347	MAYTAG WASHER/FR 12/99	12/01/99	500	0	0
348	MAYTAG DRYER/FR 12/99	12/01/99	450	0	0
349	CROSELY RANGE/FR 12/99	12/01/99	648	0	0
350	CROSELY 20FT FREEZER/FR	12/01/99	650	0	0
351	MAYTAG WASHER	1/01/00	530	0	0
352	MAYTAG DRYER FRENCH 01/00	1/01/00	478	0	0
353	U-LINE ICEMAKERS (2) 01/00 VAR	1/01/00	1,294	0	0
354	U-LINE ICEMAKER FRENCH 01/00	1/01/00	647	0	0

Asset	Description	Date In Service	Cost	Tax	AMT
355	COMMISSARY FRZR COMPRSR 1/00	1/01/00	2,236	0	0
356	OAK DINING CHAIRS 2/00	2/01/00	4,320	0	0
357	GRILL PROJECT 3/00	3/01/00	1,053	0	0
358	BF REGRIGERATOR S/P DUPLEX NE	9/27/00	513	0	0
359	BF SOFA/LOVESEAT COTTAGE I	9/30/00	998	0	0
360	BF 2 LAZYBOY RECLINERS V	10/31/00	928	0	0
361	BF METAL FOLDING CHAIRS MBNA	12/31/00	1,548	0	0
362	BF ICE MAKER AMHOTEL TEAGUE	2/20/01	675	0	0
363	BF ICE MAKER II AMHOTEL	2/20/01	675	0	0
364	BF ICE MAKER III AMHOTEL	2/20/01	675	0	0
365	3 PIECE SOFA LOVESEAT 02/01	2/28/01	945	0	0
366	3 TRANE SYSTEMS/OFFICE 04/2001	4/11/01	12,193	0	0
367	BF A/C FOR FOSHEE APT	5/31/01	1,727	0	0
368	SOFA/LSEAT/RCLNR COTT IV 6/01	6/16/01	1,525	0	0
369	TRANE COTTAGE V 07/01	7/05/01	10,812	0	0
370	COTTAGE V BLIND REPLACE 07/01	7/05/01	750	0	0
371	CHAIR/OTTOMAN TEAGUE COTT 08/01	8/15/01	533	0	0
372	TEAGUE 62" SOFA 09/01	9/01/01	930	0	0
373	TEAGUE/2 ROCKER RECLINERS 9/01	9/01/01	1,130	0	0
374	TEAGUE TABLE/CHAIRS 09/01	9/01/01	3,952	0	0
375	BLINDS FOR TEAGUE COTT 09/01	9/01/01	2,550	0	0
376	ENT CNTR TEAGUE 09/01	9/12/01	1,564	0	0
377	TEAGUE 42" LOVESEAT 09/01	9/12/01	852	0	0
378	STOVE TOP FOR TEAGUE COTTAGE	11/01/01	754	0	0
379	W/P 30" DOUBLE OVEN	11/01/01	917	0	0
380	W/P REFRIGERATORS FOR TEAGUE	11/01/01	1,028	0	0
381	ROCKER FOR COTTAGE I 11/01	12/18/01	519	0	0
382	YOUTH CENTER FURNACE 01/2002	1/01/02	1,139	0	0
383	GRAY FOLDING TABLES (20) 3/02	3/15/02	4,000	0	0
384	SOFA/LOVESEAT PLUM PLAID VI	4/01/02	1,168	0	0
385	U-LINE ICEMAKER COTT I 07/02	7/15/02	670	0	0
386	HP DUPLEX QUEEN MATTRESS 10/02	10/01/02	700	0	0
387	YC ICE MAKER MANITOWAC 10/2002	10/01/02	3,524	0	0
388	MAPLE FURN/NMCCH CMPS 12/02	12/01/02	1,000	0	0
389	3PAVILION PICNIC TABLES 2003	4/20/03	1,908	0	0
390	HEAT PUMP COTTAGE II 05/2003	5/01/03	6,333	0	0
392	HEAT PUMP COTTAGE IV 05/2003	5/01/03	6,333	0	0
393	FLORAL SOFA/LVST BARKER 03	7/15/03	1,000	0	0
394	U LINE ICEMAKER COTT 04	8/15/03	724	0	0
395	WATER HEATER I 2004	2/16/04	2,432	0	0
396	YOUTH CENTER TABLES	7/01/04	2,539	0	0
397	GYM SOUND SYSTEM	10/01/04	7,704	0	0
398	LOVESEATS FOR GARDEN OF HONOR	10/01/04	1,300	0	0
399	CHAIRS CONFERENCE CENTER/GYM	10/01/04	3,532	0	0
400	VACUUM HALL OF HONOR 11/04	11/01/04	691	0	0
401	HEAT PUMP IV 11/2004	11/01/04	3,426	0	0
402	HALL OF HONOR BRONZE STATUE	11/01/04	1,250	0	0
403	WATER HEATER 07/2005	7/01/05	3,123	0	0
404	HEAT PUMP COTTAGE 1 10/2005	10/01/05	4,435	222	0
405	W/P DOUBLE OVEN VI 01/2006	1/15/06	1,200	0	0
406	HEAT PUMP 06/2007 APT 5	6/15/07	5,407	496	0
407	HEAT PUMP APT 6 6/2007	6/15/07	5,407	496	0
408	HEAT PUMP APT 7 6/2007	6/15/07	5,407	496	0
409	APARTMENT 1 HEAT PUMP 07/2007	7/10/07	5,207	521	0
410	APARTMENT 2 HT PUMP 7/2008	7/10/07	5,407	541	0
411	APT 3 HEAT PUMP 7/2007	7/10/07	5,135	513	0
412	APT 4 HEAT PUMP 7/2007	7/10/07	5,135	513	0
413	HEAT PUMP/TR HS	7/15/07	5,753	575	0
414	HEAT PUMP MILLER HOUSE	10/15/07	6,407	641	0
415	WAHLMAN APT 5 HEATPUMP 10/08	1/01/08	4,172	0	0
416	TAPPAN HEATING/COOLING EC 5/08	5/15/08	5,767	0	0
417	HP DUPLEX TAPPAN HT/COOL 5/08	5/15/08	4,843	0	0
418	CC HS HEAT PUMP	6/01/08	3,777	0	0
419	WAHLMAN APT 1 HEATPUMP 10/08	10/01/08	4,172	0	0
420	WAHLMAN APT 2 HEATPUMP 10/08	10/01/08	4,172	0	0
421	KLEIN SECURITY COTT01 12/2008	12/15/08	5,121	0	0
422	KLEIN SECURITY COTT02 12/2008	12/15/08	6,357	0	0
423	KLEIN SECURITY COTT03 12/2008	12/15/08	5,121	0	0
424	KLEIN SECURITY COTT04 12/200	12/15/08	5,121	0	0
425	KLEIN SECURITY COTT05 12/200	12/15/08	6,563	0	0
426	KLEIN SECURITY COTT06 12/200	12/15/08	6,563	0	0

85-6018576

Future Depreciation Report**FYE: 6/30/17**

FYE: 6/30/2016

Form 990, Page 1

Asset	Description	Date In Service	Cost	Tax	AMT
427	KLEIN SECURITY COTT FR 12/20	12/15/08	4,337	0	0
428	KLEIN SECURITY COTT TG 12/20	12/15/08	6,563	0	0
429	ILQ HEATER	12/15/08	2,250	0	0
430	WAHLMAN APT 3 HEAT PUMP	12/15/08	4,172	0	0
431	WAHLMAN APT #4 HEAT PUMP	12/15/08	4,172	0	0
432	WAHLMAN APT #6 HEAT PUMP	12/15/08	4,172	0	0
433	PLAYGROUND TUNNEL 7/08	2/03/09	2,849	285	0
434	HEAT PUMPS (2) COTT 01 5/2009	5/15/09	4,079	0	0
435	CAMPUS MEDIAN AREA	1/01/60	1,800	0	0
436	CAMPUS PAVEMENT PRE 1986	1/01/80	19,846	0	0
437	PAVING COST TO 6/83	6/01/83	29,062	586	0
438	WATER/SEWER LINE PRE 86	1/01/86	2,823	0	0
439	GAS LINES 1986	3/30/86	4,826	0	0
440	COTTAGE FENCES 1987	1/01/87	566	0	0
441	MEDIAN REMODEL 1990	6/30/90	2,137	0	0
442	SEWER LINES/CAMPUS 1990	6/30/90	1,543	0	0
443	GAS LINE/FRENCH 1991	10/30/91	3,402	85	0
444	GAS LINE/TERRY HOUSE 1991	10/30/91	3,212	81	0
445	3 HP PUMP/STORAGE	3/01/92	409	0	0
446	UNDERGRND/ELECTRICAL LNS 11/92	11/30/92	2,853	0	0
447	CAMPUS GAS LINES 11/92	11/30/92	5,528	0	0
448	DUPLEX 3 FENCE 4/93	4/23/93	1,234	0	0
449	DUPLEX 4 FENCE 4/93	4/23/93	1,234	0	0
450	CAMPUS CURBING/STVNS 6/93	6/01/93	7,794	0	0
451	DUPLEX YARDS 08/93	8/30/93	2,023	0	0
452	LAKE HOUSE WELL 12/93 15	12/31/93	2,613	0	0
453	COTTAGE V IRRIGATION LINE 2/94	2/28/94	1,020	0	0
454	IRRIGATION LNS/COTTAGE V 3/94	3/31/94	3,776	0	0
455	COMMISSARY/VOC PAVEMENT 4/94	4/01/94	12,322	0	0
456	COTTAGE V WATERLINE 4/94	4/30/94	180	0	0
457	DUPLEX PAVEMENT 5/94 15	5/15/94	26,107	0	0
458	1.5 FR HS WELL/PUMP 6/94 10	6/15/94	374	0	0
459	COTTAGE V FENCE 8/94 7	8/12/94	1,928	0	0
460	COTTAGE V LANDSCAPING 8/94 7	8/30/94	1,728	0	0
461	COTTAGE V SPRINKLER SYS8/94 15	8/30/94	3,244	0	0
462	COTTAGE V PAVEMENT 2/95 15	1/31/95	21,082	0	0
463	CAMPUS PAVEMENT UPGRADE 2/95	1/31/95	30,995	0	0
464	BASKETBALL COURT/FRENCH 11/95	11/01/95	1,766	0	0
465	HP/FARM DUPLEX DIRVEWAY 05/96	5/15/96	3,553	0	0
466	PURCHASE 24 TREES	2/15/97	1,852	61	0
467	COTTAGE V GAS LINE	4/01/97	875	0	0
468	CAMPUS/TREE LINES 4/97	4/15/97	25,998	0	0
469	IMPROVING TREES 8/97	7/01/97	700	17	0
470	COTTAGE VI FENCE 8/97	8/01/97	2,189	0	0
471	CAMPUS TREE PROJECT 9/97	9/30/97	3,805	0	0
472	JUNIPER TREES/CAMPUS 9/97	9/30/97	500	0	0
473	FENCE & LIGHTS/BALLFIELD 9/97	9/30/97	52,722	0	0
474	DRIP LINES/TREES 9/97	9/30/97	56	0	0
475	SPRINKLER/BALLFIELD 09/97	9/30/97	1,277	0	0
476	WELL AT COTTAGE VI 9/97	9/30/97	1,315	0	0
477	COTTAGE V MEDIAN 12/97	12/01/97	3,050	0	0
478	COTTAGE VI LANDSCAPING 12/97	12/01/97	3,879	0	0
479	COTTAGE VI MEDIAN 12/97	12/01/97	2,731	0	0
480	COTTAGE VI DRIVEWAY 12/97	12/01/97	5,817	0	0
481	REPAIR ON VI WELL 12/97	12/01/97	1,487	0	0
482	LIGHTS/SIGN FINAL BB FL 9/98	9/01/98	6,052	0	0
483	HP DUPLEX FENCE 9/30	9/01/98	4,602	0	0
484	DUPLEX 5 WELL HOUSE LINES 9/98	9/01/98	1,499	0	0
485	CAMPUS INCENERATOR 12/97	12/01/98	1,692	0	0
486	BALLFIELD BLEACHERS 12/98	12/01/98	4,600	0	0
487	BASEBALL FIELD 12/97	12/01/98	2,428	81	0
488	CAMPUS PAVEMENT PATCHES 3/99	3/15/99	3,875	0	0
489	YARD/DR PREP TEAGUE COT12/01	12/15/01	12,685	0	0
490	TEAGUE YARD EXP CLOSE 12/02	12/01/02	2,830	0	0
491	TEAGUE FENCE CLOSED 12/02	12/01/02	8,994	0	0
492	REPAIR COTTAGE VI WELL	4/01/03	1,495	0	0
493	WELL AT LAKE HOUSE 11/04	11/01/04	1,000	0	0
494	REPLACEMENT PLAYGROUND PUMP	3/01/05	1,934	0	0
495	WELL/PUMP V	4/26/05	1,048	0	0
496	MONITORING WELLS	6/15/05	4,830	0	0
497	1/2 HP PMPS/MONITORING WELLS	6/30/05	2,248	0	0

85-6018576

Future Depreciation Report**FYE: 6/30/17**

FYE: 6/30/2016

Form 990, Page 1

Asset	Description	Date In Service	Cost	Tax	AMT
498	3 HP BEHIND COTTAGE1/DOG HS	5/15/09	1,147	114	0
499	5 HP PUMP REPLACEMENT VI	6/15/09	3,031	303	0
500	TERRY FARM HOUSE	1/01/53	9,500	0	0
501	PLUMBING UPDATE TERRY HOUSE	1/01/74	1,230	0	0
502	TERRY HOUSE REMODEL '80	6/01/80	10,646	0	0
503	TERRY HOUSE ADDITION '81	5/01/81	1,414	0	0
504	VOCATIONAL SHOP TO '83	6/01/83	15,897	0	0
505	TERRY HOUSE REMODEL '85	6/01/85	32,366	0	0
506	VOCATIONAL AG/SHOP TO '83	6/01/86	24,132	525	0
507	VOCATIONAL SHOP REMODEL '86	6/01/86	3,792	0	0
508	VOCATIONAL SHOP REMODEL '92	6/30/92	33,638	841	0
509	TERRY HOUSE CARPORT 12/92	12/31/92	13,002	325	0
510	EXTEND SHOP FLOOR 12/99	12/01/99	6,204	207	0
511	FF NEW CARPET POYNORS 6/01	6/30/01	2,695	0	0
512	REMODEL/REPLACE ROOF 11/02	11/01/02	4,950	124	0
513	MILLER PLACE BARN	5/15/04	15,428	0	0
514	AG SHOP SEPTIC TANK	1/01/09	1,430	95	0
515	SCRAPER '75 ITC 1295	7/01/75	278	0	0
516	AIR IMPACT WRENCH '78 ITC17.01	7/01/78	255	0	0
517	SEARS ELECTRIC WELDER 1980	1/01/80	250	0	0
518	WIRE ROLLER 1985	1/01/85	300	0	0
519	MULCHER SHANKS 1987	1/01/87	700	0	0
520	MTL GRAIN/PKUP/FLTBED TRAILERS	1/01/87	770	0	0
521	20' TANDEM DISK 1988	1/01/88	1,538	0	0
522	14' OFFSET DISK 1988	1/01/88	2,530	0	0
523	BLADE COLTER AND LIFT 1989	1/01/89	650	0	0
524	3 7 MULCHERS 1989	1/01/89	1,488	0	0
525	CUTOFF SAW VICE AND MIXER 1989	1/01/89	550	0	0
526	BOBCAT WELDER 1989	1/01/89	2,000	0	0
527	NURSETANK DONATED 1983	1/01/89	3,200	0	0
528	TOOLBAR AND SHANKS 1990	1/01/90	2,500	0	0
529	8 - 6 ROW PLANTER	1/01/90	2,000	0	0
530	TOOLBOX 1990	1/01/90	690	0	0
531	2 INCH IRRIGATION PIPE 1990	1/01/90	1,860	0	0
532	AIR COMPRESSOR 1991	1/01/91	1,695	0	0
533	WYLIE 500 GAL SPRAYER '92	3/31/92	4,040	0	0
534	DIESEL TANK/DONATED '92	5/31/92	750	0	0
535	VIC/ACETELLEN TORCH '92	7/01/92	430	0	0
536	MILLER DIALARC 250 WELDER '92	7/01/92	860	0	0
537	JET POWER WASHER '92	7/01/92	2,275	0	0
538	WELDER/VOAG 1992	7/01/92	2,070	0	0
539	12 VOLT SPRAYER 1983	1/01/93	400	0	0
540	BIG OX DEEP RIPPER 02/93	2/03/93	1,800	0	0
541	POST HOLE DIGGER 02/93	2/24/93	601	0	0
542	LATERAL SPRINKLER MOTOR 3/93	3/05/93	305	0	0
543	HYDRAULIC FLOOR JACK 12/93 10	12/13/93	757	0	0
544	GUIDE WHEELS 05/94 10	5/14/94	496	0	0
545	Flex King Rod Weeder 1/94 10	1/17/95	2,000	0	0
546	COMPRESSOR/DONATED VAUGHN 6/96	6/01/96	700	0	0
547	6 ROW WHEAT DRILL 9/96 JN DEER	9/15/96	4,500	0	0
548	PRESS WHEELS/WHEAT DRILL 9/96	9/15/96	2,771	0	0
549	SCHAFFER OFFSET DISK PLOW 12/98	12/15/98	1,500	0	0
550	ROLLA CONE DONATED 10/99	10/01/99	1,500	0	0
551	SPREADER F4095 01/00	1/01/00	4,128	0	0
552	25' EQUIPMENT TRAILER	1/15/03	4,700	0	0
553	1/4 MI SIDEROLL MLR 5/2004	5/15/04	1,741	0	0
554	DRILL PRESS 4/2005	4/12/05	1,125	0	0
555	BUSH HOG SHREDDER	11/01/06	7,350	0	0
556	TERRY FARM HOUSE OVEN '92	7/01/92	575	0	0
557	DOMESTIC WELL/DC 1974	1/01/74	500	0	0
558	UNDRGRND PIPE 1975	1/01/75	2,000	0	0
559	TERRY IRRIGATION WELL 1975	1/01/75	1,625	0	0
560	TERRY UNDRGRND PIPE 1977	1/01/77	524	0	0
561	FENCE ITC 104.5H '85	7/01/85	1,045	0	0
562	HOME PLACE FENCE 1986/1987	1/01/87	1,566	0	0
563	PUMP REPLACED #13 1987	1/01/87	349	0	0
564	TERRY DOMESTIC WELL	1/01/87	500	0	0
565	IRRIGATION WELLS 1976	1/01/87	3,750	0	0
566	FRENCH FENCE 1988	1/01/88	2,333	0	0
567	WILLIAMS UNDRGRND 1990	1/01/88	7,931	0	0
568	METERS & INSTALLATION 1988 WM	1/01/88	1,409	0	0

Asset	Description	Date In Service	Cost	Tax	AMT
569	FENCE /FRENCH '90	6/30/90	1,137	0	0
570	WILLIAMS UNDRGRND 1991	1/01/91	5,500	0	0
571	WELL #1/WILLIAMS 01/93	1/14/93	3,121	0	0
572	WELL #2/WILLIAMS 01/93	1/14/93	3,121	0	0
573	WELL #3/WILLIAMS 01/93	1/14/93	3,121	0	0
574	WELL #4/WILLIAMS 01/93	1/14/93	3,121	0	0
575	7 1/2 HP SUB/HM PL 9/93 10	9/20/93	1,433	0	0
576	UNDERGROUND PIPE/TERRY 2/94	2/28/94	1,907	0	0
577	5 HP PUMP/MTR N OF DUP 3/94 10	3/10/94	2,137	0	0
578	10 HP SUB MOTOR/WM 3/28 10	3/28/94	1,163	0	0
579	COMPLETION UNDERGRND/TR 3/94	3/31/94	8,654	0	0
580	UNDERGROUND LINE TERRY 4/94	4/30/94	257	0	0
581	CIRCLE SPRINKLER SYS WM 11/94	11/01/94	30,978	0	0
582	DICTION DOMESTIC UPGRADE 9/98	9/01/98	700	0	0
583	1/2 HP SUB PUMP 1/99	1/25/99	593	0	0
584	3 HP PUMP/BULA	4/01/00	1,892	0	0
585	2 HP 4 INCH PUMP/MOTOR BULA	6/01/00	1,163	0	0
586	FF PUMP FOR FRENCH FARM WELL	2/28/01	545	0	0
587	FINAL PAYMENT ON SPRINKLER /HM	3/01/02	4,287	190	0
588	CIRCLE SPRINKLER HM 03/2002	3/18/02	30,000	1,500	0
589	7 1/2 HP SUB WM #4 06/2002	6/15/02	2,522	0	0
590	7 1/2 HP SUBMERSIBLE WM 6/02	6/15/02	2,501	0	0
591	5 HP SUB N OF TERRY PLC 06/02	6/15/02	1,022	0	0
592	WILLIAMS FEED YARD FENCE 08/02	8/01/02	7,178	0	0
593	COMPLETE WILLIAMS FENCE 2004	2/16/04	1,813	0	0
594	1/4 MI UNDERGROUND MLR 5/2004	5/15/04	2,332	0	0
595	MILLER PLACE PUMPS/WELLS	5/15/04	4,342	0	0
596	5 HP SUB PUMP 3 PHASE	10/12/05	2,503	125	0
597	ADDITIONAL CHARGES/PUMP #1 WM	12/01/05	233	12	0
598	TEAGUE PORTION/TERRY FENCE6/06	9/30/06	3,502	0	0
599	5 HP WILLIAMS #4 RPLCMNT4/2007	4/01/07	3,279	246	0
600	REPLACING MILLER PUMP	10/01/08	4,419	442	0
601	1194 CASE TRACTOR 1988	1/01/88	12,500	0	0
602	4455 JOHN DEER 1991	1/01/91	64,588	0	0
603	J.D. 4455 MFWD 01/00	1/01/00	45,000	0	0
604	99 FORD F250 SUPER DUTY PU	4/27/01	19,900	0	0
605	78 FORD RANCHERO 06/2009	5/15/09	1,500	0	0
606	JD RIDING MOWER 1984	1/01/84	3,000	0	0
607	TABLE SAW DONATED 1988	1/01/88	500	0	0
608	STIHL CHAIN SAW 1989	1/01/89	221	0	0
609	TORO LAWN MOWER 1990	1/01/90	540	0	0
610	1/2 SUBPUM FRENCH 1991	1/01/91	651	0	0
611	NAILER 1991	1/01/91	351	0	0
612	STUDIO MASTER MIXER/AMP 1992	1/01/92	1,495	0	0
613	SWANSON/22 WIRELESS MIC 1992	1/01/92	580	0	0
614	LECTURN 1992	1/01/92	335	0	0
615	RADIAL ARM SAW/VOC 1992	3/31/92	400	0	0
616	VIC/ACCETELENE TORCH/VOC 1992	4/30/92	430	0	0
617	AIR COMPRESSOR/VO 1992	4/30/92	1,025	0	0
618	AIR LIFT/VOC 1992	4/30/92	679	0	0
619	PORTABLE POWER PUMP/VO 1992	4/30/92	652	0	0
620	BAND SAW/VOCATIONAL BLDG 92	7/01/92	349	0	0
621	BACK BOARDS 7/92 BECKLEY CARDY	7/01/92	1,307	0	0
622	BACK BOARD/FLAG HS 07/1992	7/29/92	1,713	0	0
623	NAIL GUN 07/1992	7/31/92	560	0	0
624	TRAINER STATION 08/92	8/30/92	7,339	0	0
625	70 AMP BOGEN YC 10/92	10/30/92	450	0	0
626	PING PONG/YC/LADIES ASSOC11/92	11/30/92	384	0	0
627	ROTOTILLER 5/93 POYNORS	5/30/93	600	0	0
628	JOHN DEERE LAWN MOWER 5/93 DON	5/31/93	1,500	0	0
629	TWO CYCLE MOWER 07/93	7/30/93	532	0	0
630	718 GRASSHOPPER MOWER 9/93	9/30/93	6,000	0	0
631	PICNIC TABLES 9/93 10YRS	9/30/93	428	0	0
632	CHAIN SAW/POYNORS 10/93 6	10/30/93	265	0	0
633	WELCOME MATS/YTH CNTR 11/93 10	11/30/93	1,135	0	0
634	TITAN EPIC AIRLESS SP 7/94 6	7/01/94	899	0	0
635	BOSCH HAMMER/GARY FIELDS 9/94	9/02/94	702	0	0
636	TON AND A HALF PU TRLR 11/94	11/15/94	1,000	0	0
637	SESCO NAIL GUN SN325 12/94 6	12/30/94	525	0	0
638	TIRE CHANGER/DNTD HAYDON 4/95	4/01/95	1,610	0	0
639	PINWELDER/HAYNIES 04/95	4/05/95	280	0	0

Asset	Description	Date In Service	Cost	Tax	AMT
640	GF NAIL GUN/FIELDS 5/95 5	5/15/95	300	0	0
641	TORO LAWN MOWER PHDWE 8/95 10	8/15/95	905	0	0
642	TORO LAWN MOWER PHDWE 8/95 950	8/15/95	905	0	0
643	LAWN MOWER/MSTRCRFT 9/95 5	9/01/95	220	0	0
644	16' UTILITY TRAILER K&G 10/95	10/15/95	996	0	0
645	(4) SHURE MICS/YC 05/96	5/01/96	640	0	0
646	CEMENT MIXER ENGINE 5/96	5/15/96	1,172	0	0
647	6 X 10 CARGO TRAILER 5/96	5/15/96	2,243	0	0
648	POPCORN POPPER/BALLFIELD 5/96	6/12/96	381	0	0
649	3 1/2 HP 11 GAL COMPRESSOR7/96	7/15/96	262	0	0
650	SILVER FLUTE DONATED 9/96	9/15/96	200	0	0
651	BUNDY CLARINET DONATED 9/96	9/15/96	325	0	0
652	5' TANDEM/YARDS 09/96 10 YRS	9/17/96	425	0	0
653	BATTING MACHINE 7/97	7/01/97	1,692	0	0
654	SOFT TOSS MACHINE BALLFLD 7/97	7/01/97	424	0	0
655	72 INCH GRASSHOPPER MOWER 8/97	8/01/97	9,360	0	0
656	POPCORN MACHINE BALLFIELD 3/98	3/15/98	983	0	0
657	BALLFIELD SOUND SYSTEM 5/98	5/01/98	515	0	0
658	DR. TRIMMER/MOWER 06/98	7/15/98	894	0	0
659	CRFSTSMN RIDING MOWER W/TRLR98	7/15/98	1,700	0	0
660	SEARS GENERATOR 08/99	8/01/99	600	0	0
661	SEARS GENERATORS (5) 09/99	9/01/99	3,025	0	0
662	AIR COMPRESSOR 02/00	2/01/00	990	0	0
663	GATOR FOR CAMPUS 4/00	4/01/00	8,736	0	0
664	SPRAYER FOR GATOR 4/00	4/01/00	829	0	0
665	ROTOROOTER 05/00	5/01/00	1,785	0	0
666	CAR TOW DOLLIE	6/01/00	825	0	0
667	LIFT AND WHEEL BALANCER 08/01	8/31/01	2,500	0	0
668	AIR PURIFIER FOR CAMPUS	2/01/02	700	0	0
669	JD 660 ROTARY TILLER 04/02	4/01/02	1,250	0	0
670	TRAILER/BRUSH DONATED 05/02	5/15/02	1,200	0	0
671	3 HP PUMP DONATED/SIMS 6/02	6/15/02	1,200	0	0
672	WELDER FOR DAR 10/2002	10/01/02	2,440	0	0
673	MAINT/GRO TRAILER 01/03	1/15/03	4,625	0	0
675	HONDA POWER MOWER 5/2003	5/01/03	749	0	0
676	18' PJ TRAILER 03/2004	3/15/04	1,000	0	0
677	DIXON RIDING MOWER	11/17/06	2,500	0	0
678	FRONTIER RC SHREDDER 3/2007	3/01/07	1,340	0	0
680	LOEWEN HONEY WAGON	7/01/07	22,000	2,200	0
681	16' TRAILER/WADE DONATION	8/01/07	2,500	250	0
682	KAWASKAI STANDING MOWER 1/08	1/11/08	2,998	0	0
683	GATOR DONATED 4/2008	4/30/08	3,750	0	0
684	MOWER/STRATEGIC 10/08	10/10/08	1,052	0	0
685	1 1/2 HP PUMP CAMPUS 04/2009	4/01/09	1,466	147	0
686	HONDA 216 MWR 5/2009 STRTGC	5/01/09	1,053	0	0
687	PLAYGROUND EQUIPMENT 5/2009	5/15/09	18,809	1,881	0
688	MIP SOFTWARE '87	1/01/87	2,981	0	0
689	BROTHER WORD PROCESSOR 1990	1/01/90	311	0	0
690	FILING CABINET/COMPUTER DESK	1/01/90	261	0	0
691	MEDALIST PROJECTOR 1991	1/01/91	427	0	0
692	SEARS CAMCORDER/LA CAMERA	1/01/91	792	0	0
693	PROJECTOR W/ZOOM 1991M	7/01/91	1,540	0	0
694	NIMLOK TABLE TOP 1991	8/03/91	692	0	0
695	TRNS BAL CAMCORDER PF-GF 4/94	4/01/92	350	0	0
696	SYMPHONIC TV/VCR OFFICE 1992	6/30/92	380	0	0
697	SUBIA TABLE TOP DISPLAY 9/92	9/08/92	692	0	0
698	COMPUTER DESKS/QUILL 2 10/92	10/30/92	521	0	0
699	SHARP LASER PRINTER CK 1994	1/01/94	1,199	0	0
700	MICROFILM EQUIPMENT '86	1/01/94	1,850	0	0
701	DONOR SOFTWARE 1994	1/01/94	14,269	0	0
702	KROY LETTERING SYSTEM 3/94 6	3/30/94	420	0	0
703	TAMRON LENS/LADIES ASSOC8/94 6	8/10/94	275	0	0
704	USI FX-1200 LAMINATOR 12/94 5	12/30/94	400	0	0
705	IBM DISPLAY WRTR/DONATED10/95	10/15/95	250	0	0
706	EPSON STYLUS COLOR PRNTR CK	2/15/96	249	0	0
707	PAPER FOLDER/MARTIN YALE 3/98	3/15/98	500	0	0
709	WINDOWS SOFTWARE 7/98	7/15/98	550	0	0
710	CRESCENDO ANNUITY SFTWR 7/98	7/15/98	1,055	0	0
711	UPGRADE FOR SERVER/DONOR SSS	8/01/98	4,500	0	0
712	LABELER 11/98	11/15/98	4,653	0	0
713	UPGRADE NETWORK SYSTEM 12/98	12/15/98	999	0	0

Asset	Description	Date In Service	Cost	Tax	AMT
714	VIDEO DUPLICATING SYSTEM 12/98	12/15/98	512	0	0
715	UPGRADE TO NPS/WINDOWS 2/99	2/01/99	1,997	0	0
716	STYLUS PRINTER 5/99 PF/MALISA	5/01/99	655	0	0
717	MICROFISCHE READER 01/00	1/01/00	2,000	0	0
718	EIKI OVERHEAD W/TRIPOD 02/00	2/01/00	2,338	0	0
719	BALANCE ON PROJECTOR 2/00	2/01/00	2,338	0	0
720	APOLLO ODYSSEY OVRHD W/CART	2/01/00	521	0	0
721	ALLOCATION MODULE 02/00	2/01/00	1,602	0	0
722	CPU EMC 5001 C.K. 2000	3/01/00	628	0	0
723	LASERJET 4500 03/00	3/01/00	2,205	0	0
724	HP PAVILION COMPUTER 06/00	6/01/00	550	0	0
725	GF KT TABBER/STAND AND TABS	9/30/00	3,285	0	0
726	DELL DIMENSION 4100 /JACK 2002	1/29/01	1,291	0	0
727	THINKPAD 240X INTEL/Rod	2/28/01	1,445	0	0
728	WINBOOK ALPHATOP/CA 11/01	11/01/01	1,546	0	0
729	DIMENSION 4300S COMP/CA 12/01	12/05/01	1,109	0	0
730	OPTIPLEX DELL COMPUTER/JC	3/15/02	1,206	0	0
731	XEROX PRINTER 07/02 MAIN PRN	7/15/02	2,501	0	0
732	CREDIT CARD MACHINE 06/02	7/24/02	1,590	0	0
733	DELL DEMINISION/TOMMYE 09/2002	9/01/02	1,248	0	0
734	DONOR SERVER ATX 10/2002 UPG	10/01/02	1,300	0	0
735	DELL DEMINISION 2300/ROD	11/15/02	805	0	0
736	DELL DEMINISION 2300/V 11/02	11/15/02	955	0	0
737	PAPER CUTTER 12/02	12/31/02	650	0	0
738	INSPIRON 4150 05/2003 CK	5/03/03	1,599	0	0
739	InFOCUS PROJECTOR	8/15/03	2,380	0	0
740	DELL DEMENSION 2400 GF 12/03	12/15/03	696	0	0
741	DELL DEMINISION/RECEPTION 2/04	2/16/04	794	0	0
742	BANK REC/FORMS SFTWR BKBP 2004	2/16/04	1,390	0	0
743	C5100n COLOR DIGITAL LED PRINT	4/22/04	663	0	0
744	INSPIRON LAPTOP 5160 11/04	11/30/04	1,119	0	0
746	AVAYA PHONE SYSTEM 02/2008	2/10/08	5,827	583	0
747	QUAD CORE COMPUTER/SERVER	10/01/08	1,108	0	0
748	CAMPUS WIDE WIRELESS 10/08	12/01/08	4,324	0	0
750	1990 FORD WANNABE WITH CMPR	1/01/94	10,856	0	0
751	1995 SLVR FRD VNIII GRNT 10/95	10/15/95	20,419	0	0
753	92 TOYOTA PICKUP 2/97	2/04/97	7,500	0	0
754	94 FORD RANGER PU 2/97	2/15/97	7,950	0	0
755	96 DODGE DAKOTA 3/97	3/06/97	15,950	0	0
759	83 FORD F-700 DUMP TRUCK	3/23/01	9,350	0	0
760	99 FORD RANGER XLT	3/15/02	9,700	0	0
761	850 JOHN DEERE GRDNTRCTR 04/02	4/01/02	4,900	0	0
763	2003 FORD CREW CAB DIESEL	7/15/03	31,100	0	0
764	2003 DODGE PU GF 2/2008	9/15/03	25,425	0	0
769	92 S10 PICKUP 07/2005	7/01/05	2,280	0	0
770	99 LINCOLN EXECUTIVE	3/01/06	4,000	0	0
771	2006 ECONOLINE SUPER	3/31/06	29,700	0	0
772	06 FORD E350 CLUBWAGON 12/06	12/11/06	18,821	0	0
773	06 CHEVY VAN 1246 04/2007	4/15/07	17,000	0	0
774	06 CHEVY VAN 8047 04/2007	4/15/07	18,821	0	0
775	96 CHEVY 1500	5/15/07	8,500	0	0
776	06 CHEVY VAN 0645 5/2007	5/15/07	18,821	0	0
777	06 CHEVY VAN 3573 5/2007	5/15/07	18,821	0	0
780	2006 EXPRESS VAN 0665	6/23/07	18,821	0	0
781	2005 DODGE VAN	8/01/07	9,250	0	0
784	2000 FORD CHATEAU 11/07	11/01/07	8,000	0	0
785	07 FRD STARCRAFT MINI B 01/08	1/15/08	47,820	0	0
786	2007 CHEVY VAN 3/2008 9465	3/15/08	18,512	0	0
787	2003 FORD WIDSTAR 5/2008	5/15/08	6,500	0	0
789	07 CHEVY SUBURBAN	5/27/08	32,900	0	0
790	97 CADILLAC DEVILLE	7/01/08	3,750	0	0
791	03 CHEVY SUBURBAN	9/01/08	10,245	0	0
792	04 MERCURY MONTERYVEY VAN	11/01/08	12,447	0	0
793	SHEEP BARN/FRENCH '81	2/01/81	5,753	0	0
794	LIVESTOCK COMPLEX '85	5/01/85	50,430	0	0
795	WELL HOUSE/WILLIAMS 01/03	1/01/93	320	0	0
796	HORSE BARN 3/96	3/01/96	937	0	0
797	SHOW PIG SHADE/EAST 5/99	5/31/99	5,052	0	0
798	SHOW LAMB SHADE/WEST 5/99	5/31/99	526	0	0
799	EXTENTION OF PIG SHADE	8/01/99	2,694	135	0
800	PAINT COMPLEX FENCES 12/02	12/01/02	3,500	0	0

Asset	Description	Date In Service	Cost	Tax	AMT
801	COMPLEX SEPTIC TANK 6/2004	6/15/04	800	54	0
802	COMPLETE SHEEP SHARE 2/08	2/15/08	20,682	517	0
803	HOG SCALES '79 ITC 25.59	7/01/79	384	0	0
804	FEEDER '81 ITC 60	7/01/81	600	0	0
805	GOOSENECK STK TRLR ITC465.H	7/01/83	4,650	0	0
806	SHEEP CLIPPERS STEWART 84	7/01/84	287	0	0
807	SIGN/COMPLEX '85 ITC 60.00 H	7/01/85	600	0	0
808	PANELS/OILERS	1/01/88	550	0	0
809	DONATED GOOSENECK 1988	1/01/88	275	0	0
810	SHEEP WOOL DRYER	1/01/90	275	0	0
811	BRANDING CHUTE '92	2/17/92	2,808	0	0
812	SHEEP CLIPPERS 4/92/LDS ASSOCI	4/30/92	435	0	0
813	CLUB LAMB PACER #760 4/95 5	4/15/95	1,423	0	0
814	SADLES (3) DONATED HAMILL 8/95	8/15/95	600	0	0
815	11' STOCK TANK/COMPLEX 1/96	1/15/96	289	0	0
816	EAGLE PLASMA CUTTER 02/01	2/28/01	1,287	0	0
817	FAIR ANIMAL SCALES 5/2003	5/01/03	1,100	0	0
818	CATTLE FEEDER	8/15/03	800	0	0
819	16x5 CM TRAILER 09/2005	9/28/05	5,131	0	0
820	LOADER PALLET FORK	3/01/09	1,100	110	0
821	GAS COOK TOP/LVSTK HOME 6/96	6/01/96	319	0	0
822	IMPROVMENT DICTSON FENCE 6/07	6/30/71	6,646	0	0
823	DICTSON IRRIGATION WELL	1/01/74	1,500	0	0
824	DICTSON (2) WELLS 1974	1/01/74	2,000	0	0
825	UNDRGRND PIPE/DC 1977	1/01/77	3,637	0	0
826	SPENCER FENCE 1980	1/01/80	1,793	0	0
827	DICTSON FENCE 1985	1/01/85	3,178	0	0
828	COMPLEX CORRALS AND IMP 1986	1/01/86	5,283	0	0
829	LIVESTOCK SHADES 1990/COMPLEX	1/01/90	7,926	0	0
831	COMPLEX SHEEP RUN 1991	1/01/91	1,050	0	0
832	DOMESTIC WELL/WILLIAMS 01/93	1/14/93	1,865	0	0
833	5 HP PUMP/DICTSON 10/93 10	10/30/93	873	0	0
834	FRENCH CORRALS COMPLETED 2/94	2/01/94	1,464	0	0
835	1.5 HP COMPLEX PUMP 3/94 10	3/07/94	696	0	0
836	.5 LVSTK WELL PMP/FR 6/94 10	6/15/94	267	0	0
837	FRENCH LVSTK WATER LN 7/94	7/30/94	1,582	0	0
838	WILLIAMS CORRALS 2/95 7	2/01/95	1,314	0	0
839	SPENCER CORRALS 2/95 7	2/01/95	1,581	0	0
840	CORRAL/ARENA TERRY CMLPX 6/00	6/01/00	3,460	0	0
841	MILLER PLACE LOT	6/17/04	2,176	0	0
842	DELL DEMENSION 2400 9/03 PF	9/15/03	699	0	0
843	COMPAQ PRESARIO 7/2004	7/01/04	608	0	0
845	2001 K15 SUBURBAN 02/2009	2/01/09	8,000	0	0
846	LAND	3/01/54	579,042	0	0
847	RENOVATION PROJECT	7/01/10	13,497	337	0
848	NONDEPRECIABLE ASSETS	6/30/07	22,601	0	0
849	CAMPUS PAVEMENT	6/30/08	35,157	3,516	0
850	SIREN	9/30/08	1,165	116	0
851	10 HP PUMP/WELL	7/31/09	6,274	627	0
852	WHIRLPOOL OVEN	6/21/10	1,465	147	0
853	300 W. 18TH SAVANNAH'S 09/2009	9/01/09	89,904	2,247	0
854	LAUNDREY ROOM/SAVANNAHS 2/2010	2/01/10	21,022	526	0
855	322 W. 18TH/STAFF HOUSING 5/10	5/15/10	137,995	3,450	0
856	HEAT PUMP APT 8 7/2009	7/15/09	5,185	0	0
857	HEAT PUMP COTT II 07/2009	7/15/09	2,032	0	0
858	HVAC SYSTEM	12/01/09	6,583	658	0
859	SCOTSMAN ICE MAKER 1/2010	1/01/10	2,654	266	0
860	RPLCMNT HEAT PMP OFC 5/201	5/15/10	2,300	0	0
861	SAVANNAH'S FENCE 4/2010	4/13/10	5,812	582	0
862	FARM SHOP BATHROOM 07/2009	7/01/09	3,864	97	0
863	JOHN DEERE MOWER	9/01/09	2,700	0	0
864	PLAY W/PURPOSE 2/2010	2/01/10	14,501	1,450	0
865	HUSTLER MOWER RIDER	2/28/10	9,430	943	0
866	POWERHEART G3 4/2010	4/01/10	1,344	134	0
867	KAUFMAN PINTLE TRAILER 3/2010	4/01/10	6,227	0	0
869	DELL POWEREDGE/DONOR	4/01/10	3,115	0	0
873	03 FORD VAN	2/01/10	6,464	0	0
877	10 SILVERADO/FIRETRUCK 4/10	4/01/10	31,617	0	0
878	SKID STEER LOADER 12/2009	12/01/09	15,000	0	0
879	WORK/WELDING TRAILER 4/2010	6/12/10	3,500	0	0
880	01 LARIET F350 8/2009	8/09/09	17,000	0	0

85-6018576

Future Depreciation Report**FYE: 6/30/17**

FYE: 6/30/2016

Form 990, Page 1

Asset	Description	Date In Service	Cost	Tax	AMT
881	08 RAV4 PF 2/2010	6/12/10	18,946	0	0
882	RENOVATION PROJECT ON 322 W. 18TH HO	1/30/11	38,026	951	0
883	BLOCK FENCE AT 322 W. 18TH HOME	6/24/11	14,370	360	0
884	FIRE TRUCK GARAGE	2/22/11	37,155	929	0
886	FURNITURE FOR COTTAGES 2, 3, & 6	10/25/10	7,929	793	0
887	2006 FORD CROWN VICTORIA SEDAN 4D	8/30/10	11,500	0	0
888	2008 DODGE PICKUP	11/29/10	31,000	0	0
889	2007 CHEVROLET EXPRESS 15-PASSENGER	3/29/11	16,500	0	0
891	CARPET FOR COTTAGE 5	6/06/11	12,300	1,230	0
893	2002 Chevy Suburban (C15)	3/29/12	6,000	900	0
894	1997 Ford 15 Passenger Van	2/17/12	1,767	236	0
895	1995 Ford 15 Passenger van	2/17/12	1,444	193	0
896	SHARP COPIER	10/03/11	9,572	1,368	0
897	CENTER HOUSE INTERIOR REMODEL	6/19/12	29,535	738	0
898	2 NEW HEAT PUMPS - COTTAGE 5	5/31/12	4,300	430	0
899	1 NEW HEAT PUMP - COTTAGE 5	6/30/12	2,371	238	0
900	NEW 5-TON HEAT PUMP - COTTAGE 4 (MII	6/22/12	3,195	320	0
901	NEW CARPET - EAST CAMPUS HOUSE	7/31/11	4,810	481	0
902	NEW SEPTIC TANK LINER AND LIDS	11/30/11	5,625	375	0
903	NEW CARPORT - 300 W. 18TH STREET	8/08/11	3,430	490	0
904	NEW MALARKY SHINGLES - BACHELOR'S	8/15/11	5,384	359	0
905	NEW MALARKY SHINGLES - COTTAGE 6	5/16/12	33,313	2,220	0
906	NEW MALARKY SHINGLES - COTTAGE 5	5/16/12	35,304	2,353	0
907	NEW PORCH - CENTER CAMPUS HOUSE	6/19/12	20,619	1,031	0
908	BALE ATTACHMENT FOR JD TRACTOR	9/30/11	1,293	65	0
909	NEW MALARKY SHINGLES - SINGLE PARE	5/17/12	27,830	1,855	0
910	HAY BARN	4/26/12	22,299	1,115	0
912	2005 Chevy Suburban	12/18/12	11,700	2,340	0
913	2002 GMC Yukon	7/09/12	7,475	1,495	0
914	2002 Ford Taurus	12/07/12	4,802	961	0
916	New Refrigerator - Cottage 1	3/07/13	1,249	178	0
917	New Refrigerator - Cottage 1	3/07/13	1,249	178	0
918	DOUBLE OVEN - TEAGUE	6/14/13	1,895	270	0
919	OFFICE RENOVATION (COTTAGE 2)	4/12/13	317,436	7,936	0
920	NEW WALL - STINE HOUSE	5/15/13	2,300	230	0
921	HAMILTON SPRINKLER SYSTEM	12/10/12	2,950	295	0
922	GAS FURNANCE - STINE HOUSE	1/29/13	3,017	302	0
923	ICE MAKER - LEVELAND	9/10/12	1,265	126	0
924	CARGO MATE TRAILER	4/08/13	5,000	500	0
925	COTTAGE 8 (LEVELLAND)	11/17/12	860,420	21,511	0
926	APARTMENTS - STUART ADDITION	12/18/12	200,000	5,000	0
927	LAND FROM STUART ADDITION	12/18/12	200,000	0	0
930	R-22 HEAT PUMP - COTTAGE 3	5/31/13	2,963	423	0
931	Security System for Tech Building	1/09/14	1,044	149	0
932	Computer Network - Tech Building	1/20/14	6,240	624	0
933	Building Improvements: Technology Building	1/21/14	103,046	2,643	0
934	Building Improvements: Tech Building	11/12/13	74,500	1,910	0
935	Cell Phone Transmitter Project: Main Office	12/09/13	6,492	649	0
936	Cinder Block Wall: 322 W. 18th St.	8/31/13	1,767	118	0
937	Curb Construction: 322 W. 18th St.	4/15/14	8,502	567	0
938	New Water Heater: Cottage 1	1/20/14	3,300	472	0
939	Wall Oven: Cottage 5	1/20/14	1,699	242	0
940	Ice Maker: Cottage 3	1/20/14	1,874	268	0
941	Solar Feeder for Sheep	3/17/14	4,500	643	0
942	Solar Feeder for Sheep	3/17/14	4,500	643	0
943	2002 Ford Ecoline	8/31/13	3,500	700	0
944	2000 Chevy 20 Passenger Express	3/17/14	10,000	2,000	0
945	Texas Pride Electric Dump Trailer	6/05/14	6,850	685	0
946	Case 580 Backhoe	12/23/13	36,500	5,214	0
947	2001 Dodge Dakota	8/23/13	4,500	900	0
948	2007 Nissan Altima	9/06/13	11,500	1,150	0
949	2002 Ford F-150	9/06/13	8,000	1,600	0
950	1996 Oldsmobile Cutlass Cierra	8/07/13	2,000	400	0
951	Nuno Erin Sparkle Table	12/08/13	5,000	500	0
952	Stainless Steel Refrigerator	1/31/14	3,500	500	0
955	2001 Lincoln Towncar 4D	4/17/14	3,862	772	0
956	Heat Pump: Duplex #2	11/05/13	2,371	474	0
957	Office Telephone System	4/15/13	20,864	2,980	0
958	Carpet Cottage 6	7/16/14	8,101	810	0
959	A/C Unit Learning Center	6/17/15	4,400	880	0
960	Well at Williams Ranch	4/12/15	2,323	233	0

<u>Asset</u>	<u>Description</u>	<u>Date In Service</u>	<u>Cost</u>	<u>Tax</u>	<u>AMT</u>
961	Gym Remodels - Gable	10/28/14	4,675	156	0
962	Gym Remodel - Underground Electric	11/02/14	4,560	152	0
963	Gym Remodel - Facia and Soffit	10/29/14	3,285	109	0
964	Lawn Mower	7/02/14	2,896	580	0
965	Mowers, Trimmers & Parts	6/16/15	2,061	413	0
966	Tire Balancing Machine	5/01/15	1,750	175	0
967	Livestock Compound Lights	9/03/14	1,812	60	0
968	Branson 3120R Compact Tractor	7/24/14	20,200	4,040	0
969	1972 Volkswagen Beetle - Donated	2/25/15	5,575	1,115	0
970	2002 GMC Yukon XL - Donated	4/16/15	3,250	650	0
971	2002 GMC Yukon XL - Donated	7/31/14	6,000	1,200	0
972	2016 Chevy Express	6/29/16	27,922	5,584	0
973	Prestige Carpet	8/14/15	8,061	1,612	0
974	Roof	6/06/16	7,449	745	0
975	Landscaping	12/18/15	4,951	495	0
	Total Other Depreciation		<u>9,761,625</u>	<u>222,799</u>	<u>0</u>
	Total ACRS and Other Depreciation		<u>9,761,625</u>	<u>222,799</u>	<u>0</u>
	Grand Totals		<u>9,761,625</u>	<u>222,799</u>	<u>0</u>

NEW MEXICO CHRISTIAN CHILDRENS HOME 85-6018576 FORM 990-T ESTIMATES

Form **990-W**
 (Worksheet)
 Department of the Treasury
 Internal Revenue Service

**Estimated Tax on Unrelated Business Taxable
 Income for Tax-Exempt Organizations**
 (and on Investment Income for Private Foundations)
 (Keep for your records. Do not send to the Internal Revenue Service.)

OMB No. 1545-0976
2016

1	Unrelated business taxable income expected in the tax year	1	73,501
2	Tax on the amount on line 1. See instructions for tax computation	2	13,375
3	Alternative minimum tax (see instructions)	3	
4	Total. Add lines 2 and 3	4	13,375
5	Estimated tax credits (see instructions)	5	
6	Subtract line 5 from line 4	6	13,375
7	Other taxes (see instructions)	7	
8	Total. Add lines 6 and 7	8	13,375
9	Credit for federal tax paid on fuels (see instructions)	9	
10a	Subtract line 9 from line 8. Note: If less than \$500, the organization is not required to make estimated tax payments. Private foundations, see instructions	10a	13,375
b	Enter the tax shown on the 2015 return (see instructions). Caution: If zero or the tax year was for less than 12 months, skip this line and enter the amount from line 10a on line 10c	10b	13,375
c	2016 Estimated Tax. Enter the smaller of line 10a or line 10b. If the organization is required to skip line 10b, enter the amount from line 10a on line 10c	10c	13,375

		(a)	(b)	(c)	(d)	
11	Installment due dates (see instructions)	11	10/17/16	12/15/16	03/15/17	06/15/17
12	Required installments. Enter 25% of line 10c in columns (a) through (d) unless the organization uses the annualized income installment method, the adjusted seasonal installment method, or is a "large organization" (see instructions)	12				13,380
13	2015 Overpayment (see instructions)	13				2,054
14	Payment due (Subtract line 13 from line 12)	14				11,326

For Paperwork Reduction Act Notice, see instructions.

Form **990-W** (2016)

Form 990T	Two Year Comparison Report	2014 & 2015
For calendar year 2015, or tax year beginning 07/01/15 , ending 06/30/16		

Name

Taxpayer Identification Number

NEW MEXICO CHRISTIAN CHILDRENS HOME**85-6018576**

		2014	2015	Differences	
Revenue	1. Gross profit/loss on business activities	1.			
	2. Capital gains/losses	2.			
	3. Income/loss from partnerships and S corporations	3.	38,944	74,501	35,557
	4. Rental income (net of expense)	4.			
	5. Unrelated debt-financed income (net of expense)	5.			
	6. Interest, and other income from controlled organizations (net of expense)	6.			
	7. Investment income of specific organizations (net of expense)	7.			
	8. Exploited exempt activity income (net of expense)	8.			
	9. Advertising income (net of expense)	9.			
	10. Other income	10.			
	11. Total trade or business income. Combine lines 1 through 10	11.	38,944	74,501	35,557
Expenses	12. Compensation of officers, directors, and trustees	12.			
	13. Other salaries and wages	13.			
	14. Repairs and maintenance	14.			
	15. Bad debts	15.			
	16. Interest	16.			
	17. Taxes and licenses	17.			
	18. Charitable contributions	18.			
	19. Depreciation and Depletion	19.			
	20. Contributions to deferred compensation plans	20.			
	21. Employee benefit programs	21.			
	22. Other deductions	22.			
	23. Total deductions. Add lines 12 through 22	23.			
	24. Taxable income before NOL. Subtract line 23 from 11	24.	38,944	74,501	35,557
	25. Net operating loss deduction	25.			
	26. Specific deduction	26.	1,000	1,000	
	27. Unrelated business taxable income.	27.	37,944	73,501	35,557
	Tax & Credits	28. Income tax (corporate or trust)	28.	5,692	13,375
29. Proxy tax		29.			
30. Alternative minimum tax		30.			
31. Total taxes		31.	5,692	13,375	7,683
32. Other credits		32.			
33. General business credit		33.			
34. Credit for prior year minimum tax		34.			
35. Total credits		35.			
36. Net tax after credits		36.	5,692	13,375	7,683
37. Recapture taxes		37.			
38. Total Taxes	38.	5,692	13,375	7,683	
Due/Refund	39. Prior year overpayment and estimated tax payments	39.	9,520	5,700	-3,820
	40. Payment made with extension	40.		9,734	9,734
	41. Backup withholding and foreign withholding	41.			
	42. Other payments	42.			
	43. Total payments	43.	9,520	15,434	5,914
	44. Balance due/(Overpayment)	44.	-3,828	-2,059	1,769
	45. Overpayment applied to next year	45.	3,821	2,054	-1,767
	46. Penalties	46.	7	5	-2
	47. Total due/(Refund)	47.			

Form 990	Tax Return History	2015
-----------------	---------------------------	-------------

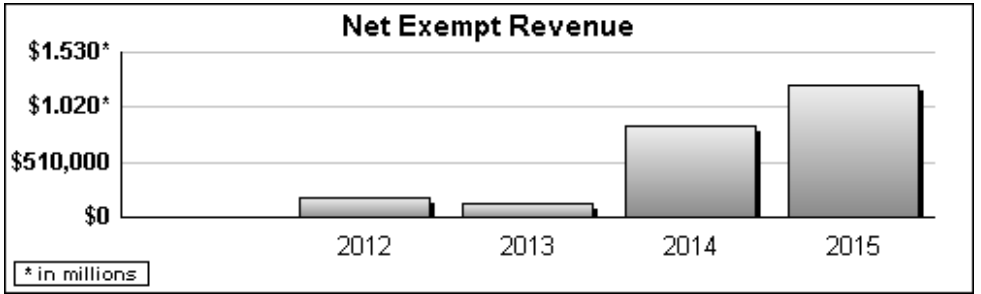
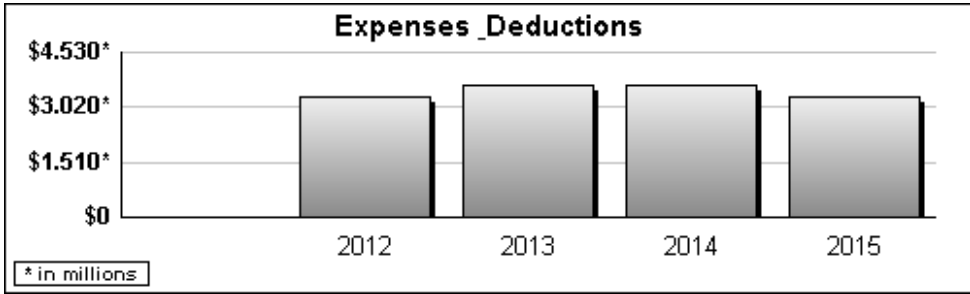
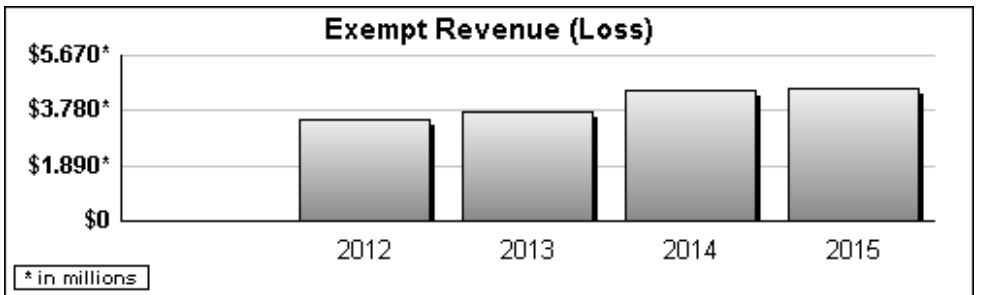
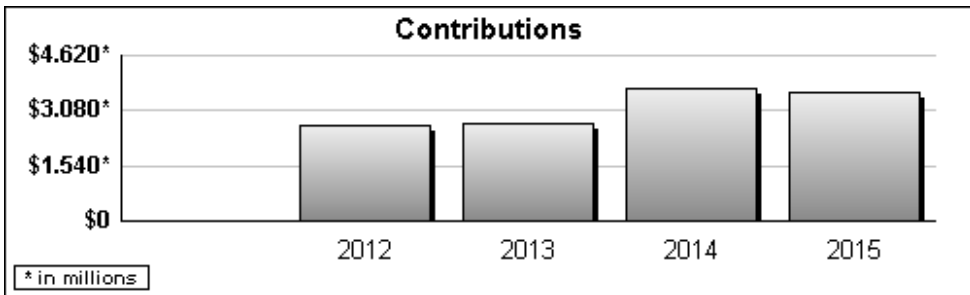
Name NEW MEXICO CHRISTIAN CHILDRENS HOME	Employer Identification Number 85-6018576
--	---

	2011	2012	2013	2014	2015	2016
Contributions, gifts, grants		2,667,682	2,733,074	3,688,319	3,575,071	
Membership dues						
Program service revenue		95,401	188,459	90,441	50,378	
Capital gain or loss		23,607	-8,655	-158,954	-7,561	
Investment income		557,397	682,289	738,890	516,838	
Fundraising revenue (income/loss)				1,685	551	
Gaming revenue (income/loss)						
Other revenue		128,217	138,815	100,159	406,846	
Total revenue		3,472,304	3,733,982	4,460,540	4,542,123	
Grants and similar amounts paid				25,800	24,854	
Benefits paid to or for members						
Compensation of officers, etc.		175,386	75,850	76,351	80,318	
Other compensation		1,347,958	1,556,228	1,568,628	1,488,470	
Professional fees			77,523	104,654	94,167	
Occupancy costs		343,509	351,290	275,148	338,454	
Depreciation and depletion		251,369	249,106	241,650	223,291	
Other expenses		1,171,932	1,303,026	1,320,012	1,062,483	
Total expenses		3,290,154	3,613,023	3,612,243	3,312,037	
Excess or (Deficit)		182,150	120,959	848,297	1,230,086	
Total exempt revenue		3,472,304	3,733,982	4,460,540	4,542,123	
Total unrelated revenue		40,219	59,075	38,944	74,501	
Total excludable revenue		3,432,085	941,833	731,592	892,000	
Total Assets		19,632,291	21,369,966	21,001,673	21,140,770	
Total Liabilities		406,676	323,418	561,468	226,571	
Net Fund Balances		19,225,615	21,046,548	20,440,205	20,914,199	

Form 990T	Tax Return History	2015
------------------	---------------------------	-------------

Name NEW MEXICO CHRISTIAN CHILDRENS HOME	Employer Identification Number 85-6018576
--	---

	2011	2012	2013	2014	2015	2016
Business activity profit/loss						
Capital gains/losses						
Partner and S Corp gain/loss		40,219	59,075	38,944	74,501	
Rental income*						
Debt-financed income*						
Controlled organizations income/interest*						
Investment income, specific organizations*						
Exploited exempt activity income*						
Other income						
Total trade or business income.		40,219	59,075	38,944	74,501	
Compensation of officers, ect.						
Other salaries and wages						
Repairs and maintenance						
Bad debts						
Interest						
Taxes and licenses						
Charitable contributions						
Depreciation and Depletion						
Deferred compensation plans						
Employee benefit programs						

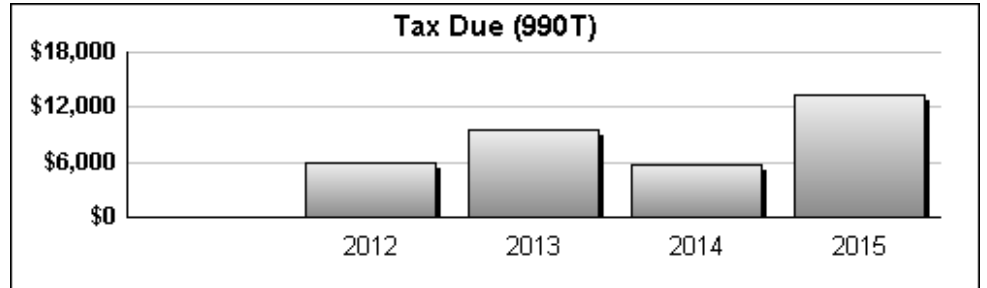
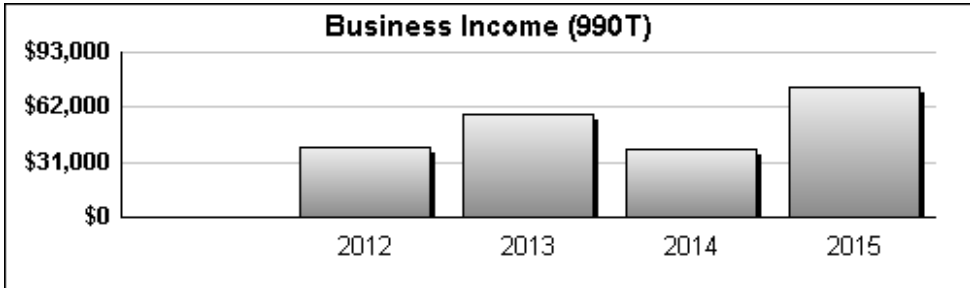
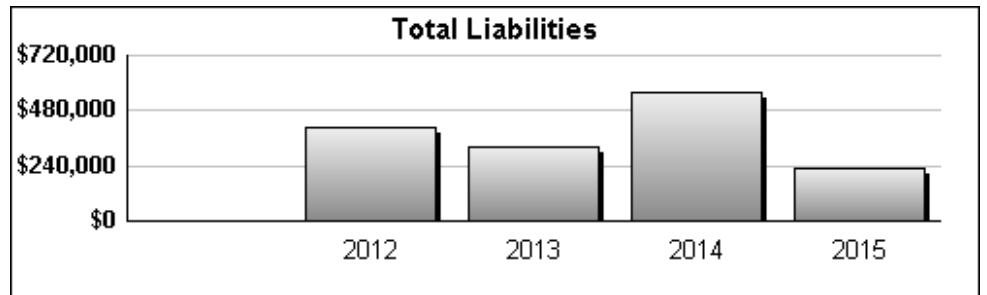
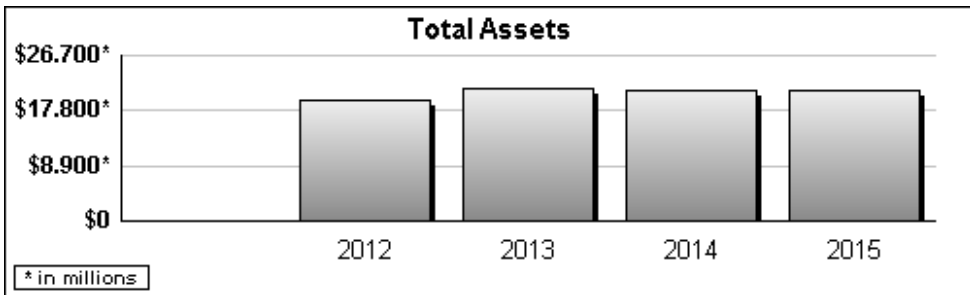


Form 990T	Tax Return History	2015
------------------	---------------------------	-------------

Name NEW MEXICO CHRISTIAN CHILDRENS HOME	Employer Identification Number 85-6018576
--	---

	2011	2012	2013	2014	2015	2016
Other deductions						
Net operating loss deduction						
Specific deduction		1,000	1,000	1,000	1,000	
Income after expense and deductions		39,219	58,075	37,944	73,501	
Income tax (corporate or trust)		5,883	9,519	5,692	13,375	
Other taxes						
Total taxes		5,883	9,519	5,692	13,375	
General business credit						
Other credits						
Net tax after credits		5,883	9,519	5,692	13,375	
Estimated tax payments		3,450	6,000	9,520	5,700	
Other payments		2,450	7,096		19,468	
Balance due/Overpayment		-17	-3,577	-3,828	-11,793	

* Income shown net of expenses



Federal Statements

Taxable Interest on Investments

<u>Description</u>	<u>Amount</u>	<u>Unrelated Business Code</u>	<u>Exclusion Code</u>	<u>Postal Code</u>	<u>Acquired after 6/30/75</u>	<u>US Obs (\$ or %)</u>
INTEREST-TEMP RESTRICTED						
	\$ 7,626			14 NM		
CCDR, LTD INTEREST INCOME						
	228			14 NM		
DAY ESTATES, LTD INTEREST INC						
	1			14 NM		
ELLINGTON FINANCIAL INTEREST						
	38			14 NM		
CHENIERE ENERGY INTEREST INC						
	1			14 NM		
ALLIANCE RESOURCE INTEREST IN						
	8			14 NM		
MAGELLAN MIDSTREAM INTEREST I						
	2			14 NM		
TOTAL	\$ 7,904					

Taxable Dividends from Securities

<u>Description</u>	<u>Amount</u>	<u>Unrelated Business Code</u>	<u>Exclusion Code</u>	<u>Postal Code</u>	<u>Acquired after 6/30/75</u>	<u>US Obs (\$ or %)</u>
CCDR, LTD DIVIDEND INCOME						
	\$ 268			14 NM		
TOTAL	\$ 268					

Tax-Exempt Interest on Investments

<u>Description</u>	<u>Amount</u>	<u>Unrelated Business Code</u>	<u>Exclusion Code</u>	<u>Postal Code</u>	<u>Acquired after 6/30/75</u>	<u>InState Muni (\$ or %)</u>
CCDR, LTD TE INTEREST INCOME						
	\$ 67			14 NM		
ALLIANCE RESOURCE INTEREST IN						
	2			14 NM		
TOTAL	\$ 69					

Tax-Exempt Dividends from Securities

<u>Description</u>	<u>Amount</u>	<u>Unrelated Business Code</u>	<u>Exclusion Code</u>	<u>Postal Code</u>	<u>Acquired after 6/30/75</u>	<u>InState Muni (\$ or %)</u>
DIVIDENDS-UNRESTRICTED						
	\$ 383,037			14 NM		

Federal Statements

Tax-Exempt Dividends from Securities (continued)

<u>Description</u>		<u>Amount</u>	<u>Unrelated Business Code</u>	<u>Exclusion Code</u>	<u>Postal Code</u>	<u>Acquired after 6/30/75</u>	<u>InState Muni (\$ or %)</u>
DIVIDENDS-TEMP	FROM PERM	\$ 60,677				14 NM	
TOTAL		<u>\$ 443,714</u>					

Federal Statements**Form 990, Part IX, Line 11g - Other Fees for Service (Non-employee)**

Description	Total Expenses	Program Service	Management & General	Fund Raising
CONTRACT LABOR	\$ 24,324	\$ 24,324	\$	\$
TOTAL	<u>\$ 24,324</u>	<u>\$ 24,324</u>	<u>\$ 0</u>	<u>\$ 0</u>

Form 990, Part IX, Line 24e - All Other Expenses

Description	Total Expenses	Program Service	Management & General	Fund Raising
LIVESTOCK SUPPLIES & SHOW	\$ 36,604	\$ 36,604	\$	\$
WORKERS COMPENSATION	16,677	16,677		
SUPPLIES	11,879	11,879		
TAXES & LICENSES	10,875	10,875		
BANK FEES	8,136	4,641	2,105	1,390
MEDICAL	1,696	1,696		
K-1 EXPENSES	47		47	
TOTAL	<u>\$ 85,914</u>	<u>\$ 82,372</u>	<u>\$ 2,152</u>	<u>\$ 1,390</u>

Federal Statements

Schedule A, Part III, Line 1(e)

<u>Description</u>	<u>Amount</u>
CASH CONTRIBUTIONS	\$ 1,957,389
MEMORIAL GIFTS	231,654
ESTATE CONTRIBUTIONS	64,858
MISC RESTRICTED INCOME	924,166
NON-CASH EQUIPMENT	4,345
NON-CASH LIVESTOCK	7,500
NON-CASH MISCELLANEOUS	41,381
NON-CASH LIVING ASST	20,000
NON-CASH CLOTHING	1,500
NON-CASH FOOD	302,177
GOLF TOURNAMENT CASH CONTRIBUTION	17,389
OTHER FUNDRAISERS CASH CONTRIBUTION	2,712
TOTAL	<u>\$ 3,575,071</u>

Schedule A, Part III, Line 2(e)

<u>Description</u>	<u>Amount</u>
CHILDREN'S CONTRI/TRANS	\$
FAMILY PAYMENTS	5,655
SOCIAL SECURITY PAYMENTS	29,459
RETAINERS	4,200
FAMILY COUNCELING	
GOVERNMENT PAYMENTS	11,064
FAIR ANIMALS	29,258
GOLF TOURNAMENT	16,500
OTHER FUNDRAISERS	
WHEAT SALES	4,268
GROSS RENTS	36,953
TOTAL	<u>\$ 137,357</u>

Federal Statements**Schedule A, Part III, Line 7b - Excess Gross Receipts**

<u>Donor Name</u>	<u>Total</u>	<u>Excess</u>
DONOR	\$	\$
2012	323,478	289,000
2011	1,039,811	998,671
DONOR		
2013	52,800	15,382
DONOR		
2014	50,000	3,670
2013	66,652	29,234
DONOR		
2013	46,400	8,982
DONOR		
2015	80,500	34,050
2014	287,000	240,670
2013	137,500	100,082
DONOR		
2015	60,000	13,550
2014	60,000	13,670
2013	45,000	7,582
DONOR		
2014	60,500	14,170
DONOR		
2014	51,893	5,563
DONOR		
2014	155,163	108,833
DONOR		
2014	55,500	9,170
DONOR		
2015	65,000	18,550
2014	60,000	13,670
DONOR		
2014	250,000	203,670
DONOR		
2015	50,000	3,550
DONOR		
2015	140,000	93,550
DONOR		
2015	348,000	301,550
DONOR		
2015	100,836	54,386
DONOR		
2015	75,000	28,550
DONOR		
2015	50,000	3,550
TOTAL	<u>\$ 3,711,033</u>	<u>\$ 2,613,305</u>

Federal Statements**Schedule A, Part III, Line 10a(e)**

<u>Description</u>	<u>Amount</u>
INTEREST-TEMP RESTRICTED	\$ 7,626
CCDR, LTD INTEREST INCOME	228
DAY ESTATES, LTD INTEREST INC	1
ELLINGTON FINANCIAL INTEREST	38
CHENIERE ENERGY INTEREST INC	1
ALLIANCE RESOURCE INTEREST IN	8
MAGELLAN MIDSTREAM INTEREST I	2
CCDR, LTD TE INTEREST INCOME	67
ALLIANCE RESOURCE INTEREST IN	2
CCDR, LTD DIVIDEND INCOME	268
DIVIDENDS-UNRESTRICTED	383,037
DIVIDENDS-TEMP FROM PERM	60,677
ALLIANCE RESOURCES ROYALTY IN	4
ALLIANCE RESOURCES ROYALTY EX	-8
OIL LEASES	19,542
OTHER INVESTMENT INCOME	45,341
TOTAL	<u>\$ 516,834</u>

Federal Statements**Schedule A, Part III, Line 11**

<u>Description</u>	<u>Amount</u>
INSURANCE CLAIMS	\$ 333,127
CCDR, LTD OTHER INCOME	47
DAYS ESTATE, LTD ORDINARY INC	80,906
ELLINGTON FINANCIAL ORDINARY	2,638
ELLINGTON FINANCIAL OTHER INC	
CHENIERE ENERGY ORDINARY INC	
ENBRIDGE ENERGY ORDINARY INC	
MIDCOAST ENERGY ORDINARY INCO	
TERRA NITROGEN ORDINARY INCOM	
ALLIANCE RESOURCE ORDINARY IN	
MAGELLAN MIDSTREAM ORDINARY I	
LESS: DEDUCTIONS	<u>-1,000</u>
TOTAL	<u>\$ 415,718</u>

Federal Statements

GOLF TOURNAMENT

Other Direct Fundraising or Gaming Expenses

<u>Description</u>	<u>Amount</u>
COWBOYS	\$ 1,000
BALLS	100
GOLF EXPENSES	<u>14,849</u>
TOTAL	<u>\$ 15,949</u>